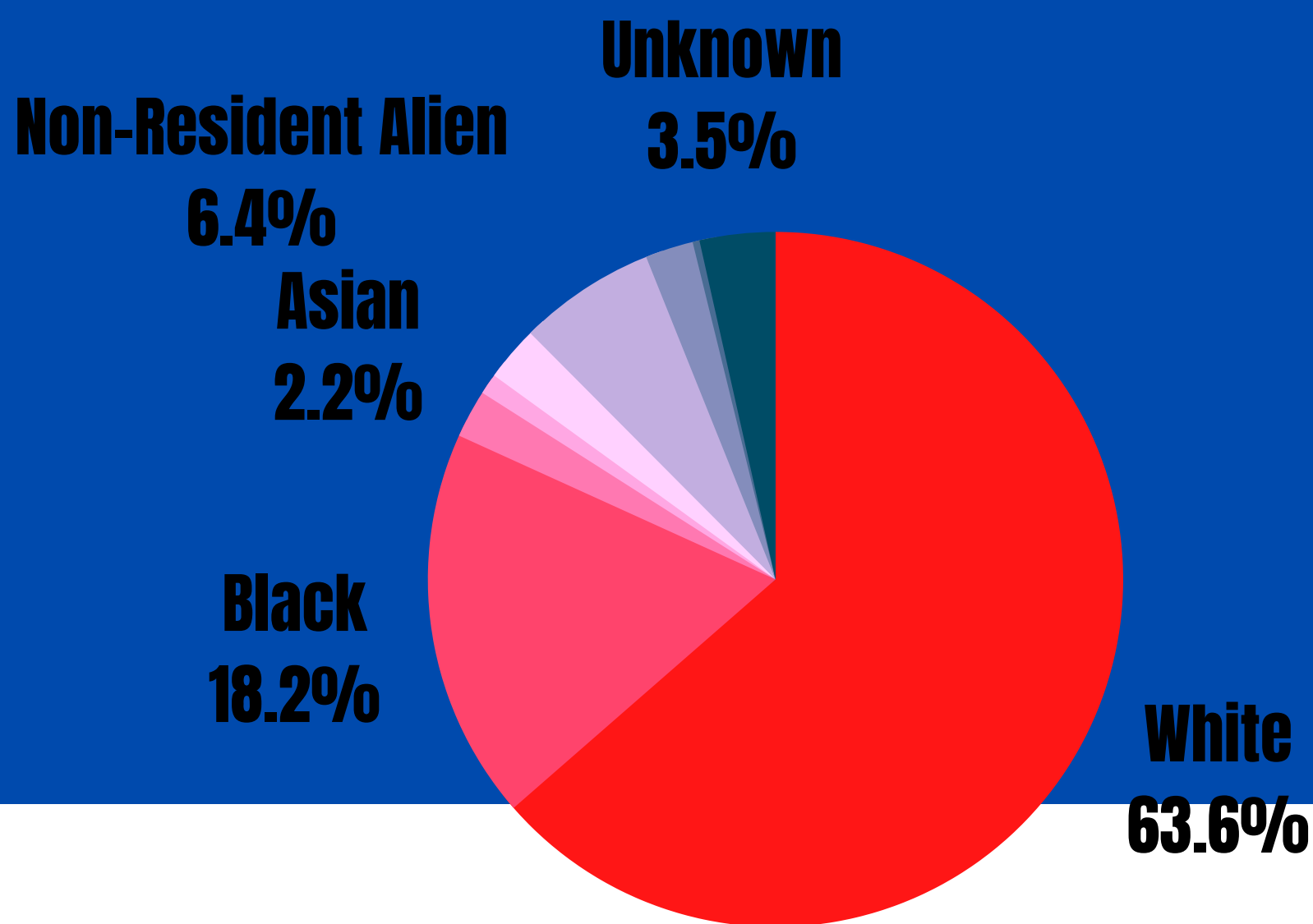


# UNIVERSITY OF SOUTH ALABAMA SUMMER 2020 GRADUATES

**597 GRADUATING STUDENTS**

**57% RESPONSE RATE**



**72% Female**  
**28% Male**

## Undergraduate Student Satisfaction

- 79% of students were satisfied with computing resources, technology, and library resources
- 91% of students reported that their classwork was engaging
- 93% of students reported that faculty were interested in their academic success

## Graduate Student Satisfaction

- 94% of students reported that their mentor encouraged intellectual growth and curiosity
- 85% of students reported that they were encouraged to develop their writing skills and submit their work for publication
- 98% of students said their programs emphasized the importance of research integrity and professional ethics

# UNIVERSITY OF SOUTH ALABAMA SUMMER

## 2020 GRADUATES

### Plans After Graduation







- **55% of students said they plan to further their education within the next year**
- **67% of students said they plan to either start a new job or look for a new job within the next year**
- **56% of students starting jobs said they plan to work in Alabama**



### Alumni Activities

- **28% of new alumni want to participate in tailgates**
- **24% are interested in discounted tickets for on-campus events**
- **22% are interested in discounted tickets for local events**
- **18% are interested in mentoring current students**

### How Alumni Would Like to Keep in Touch

-  **16% through Facebook**
-  **7% through Twitter**
-  **18% through postal mail**
-  **54% through Email**