



UNIVERSITY OF SOUTH ALABAMA
(A Component Unit of the State of Alabama)

Basic Financial Statements and Single Audit Reporting
in Accordance with the Uniform Guidance

September 30, 2021

UNIVERSITY OF SOUTH ALABAMA
(A Component Unit of the State of Alabama)

September 30, 2021

Table of Contents

	Page
Management's Discussion and Analysis (Unaudited)	1
Independent Auditors' Report	14
Basic Financial Statements:	
Statements of Net Position – University of South Alabama, September 30, 2021 and 2020	16
Consolidated Statements of Financial Position – University of South Alabama Foundation, June 30, 2021 and 2020	17
Statements of Net Position – USA Research and Technology Corporation, September 30, 2021 and 2020	18
Statements of Net Position – University of South Alabama Health Care Authority, September 30, 2021 and 2020	19
Statements of Revenues, Expenses, and Changes in Net Position – University of South Alabama, Years ended September 30, 2021 and 2020	20
Consolidated Statement of Activities and Changes in Net Assets – University of South Alabama Foundation, Year ended June 30, 2021	21
Consolidated Statement of Activities and Changes in Net Assets – University of South Alabama Foundation, Year ended June 30, 2020	22
Statements of Revenues, Expenses, and Changes in Net Position – USA Research and Technology Corporation, Years ended September 30, 2021 and 2020	23
Statements of Revenues, Expenses, and Changes in Net Position – University of South Alabama Health Care Authority, Years ended September 30, 2021 and 2020	24
Statements of Cash Flows – University of South Alabama, Years ended September 30, 2021 and 2020	25
Notes to Basic Financial Statements	27
Schedules of Required Supplementary Information:	
Schedule of the University's Proportionate Share of the Net Pension Liability and Related Ratios (Unaudited)	85
Schedule of the University's Pension Contributions (Unaudited)	86

UNIVERSITY OF SOUTH ALABAMA
(A Component Unit of the State of Alabama)

September 30, 2021

Table of Contents

	Page
Schedule of the University's Proportionate Share of the Net OPEB Liability and Related Ratios (Unaudited)	87
Schedule of the University's OPEB Contributions (Unaudited)	88
Notes to Required Supplementary Schedules (Unaudited)	89
Schedule of Expenditures of Federal Awards:	
Schedule of Expenditures of Federal Awards, Year ended September 30, 2021	92
Notes to Schedule of Expenditures of Federal Awards	97
Independent Auditors' Report on Internal Control Over Financial Reporting and on Compliance and Other Matters Based on an Audit of Financial Statements Performed in Accordance with <i>Government Auditing Standards</i>	99
Independent Auditors' Report on Compliance for Each Federal Major Program; Report on Internal Control over Compliance; and Report on Schedule of Expenditures of Federal Awards Required by the Uniform Guidance	101
Schedule of Findings and Questioned Costs – Year ended September 30, 2021	104

UNIVERSITY OF SOUTH ALABAMA
(A Component Unit of the State of Alabama)
Management's Discussion and Analysis (Unaudited)
September 30, 2021 and 2020

Introduction

The following discussion presents an overview of the financial position and financial activities of the University of South Alabama (the University), including the University of South Alabama Health System (USA Health), a division of the University, at September 30, 2021 and 2020, and for the years then ended. This discussion has been prepared by University management and should be read in conjunction with the financial statements and notes thereto, which follow.

The basic financial statements of the University consist of the University and its component units. The financial position and results of operations of the component units either are blended with the University's financial position and results of operations or are discretely presented. The treatment of each component unit is governed by pronouncements issued by the Governmental Accounting Standards Board (GASB). As more fully described in note 1 to the basic financial statements, the University of South Alabama Professional Liability Trust Fund, the University of South Alabama General Liability Trust Fund and USA HealthCare Management, LLC are reported as blended component units. The University of South Alabama Foundation, the USA Research and Technology Corporation and the University of South Alabama Health Care Authority are discretely presented.

Financial Highlights

At September 30, 2021 and 2020, the University had total assets and deferred outflows of \$1,932,363,000 and \$1,610,872,000, respectively; total liabilities and deferred inflows of \$1,590,053,000 and \$1,394,594,000, respectively; and net position of \$342,310,000 and \$216,278,000, respectively.

The University has experienced a significant growth in its health care operations over the past several years incurring increases in net patient service revenues of \$68,247,000, or 12%, between 2020 and 2021 and \$62,635,000, or 13%, between 2019 and 2020. Due to improved operational performance by both the University and USA Health along with significant market growth, there was a notable increase in cash and investment balances between 2020 and 2021, increasing by \$89,871,000, or 15% to \$699,693,000 at September 30, 2021.

An overview of each statement is presented herein along with financial analysis of the transactions impacting each statement. Where appropriate, comparative financial information is presented to assist in the understanding of this analysis.

Analysis of Financial Position and Results of Operations

Statements of Net Position

The statements of net position present the assets, deferred outflows, liabilities, deferred inflows and net position of the University at September 30, 2021 and 2020. Net position is displayed in three parts: net investment in capital assets, restricted and unrestricted. Restricted net position may be either expendable or nonexpendable and is the net position that is restricted by law or external donors. Unrestricted net position is generally designated by management for specific purposes, and is available for use by the University to meet current expenses for any purpose. The statements of net position, along with all of the University's basic financial statements, are prepared under the economic resources measurement focus and the accrual basis of accounting, whereby revenues are recognized when earned and expenses are recognized when incurred by the University, regardless of when cash is exchanged.

UNIVERSITY OF SOUTH ALABAMA
(A Component Unit of the State of Alabama)
Management's Discussion and Analysis (Unaudited)
September 30, 2021 and 2020

Assets included in the statements of net position are classified as current or noncurrent. Current assets consist primarily of cash and cash equivalents, investments and net patient receivables. Of these amounts, cash and cash equivalents, investments and net patient receivables comprise approximately 57%, 14% and 15%, respectively, of current assets at September 30, 2021. Noncurrent assets consist primarily of restricted cash and cash equivalents, restricted investments and capital assets.

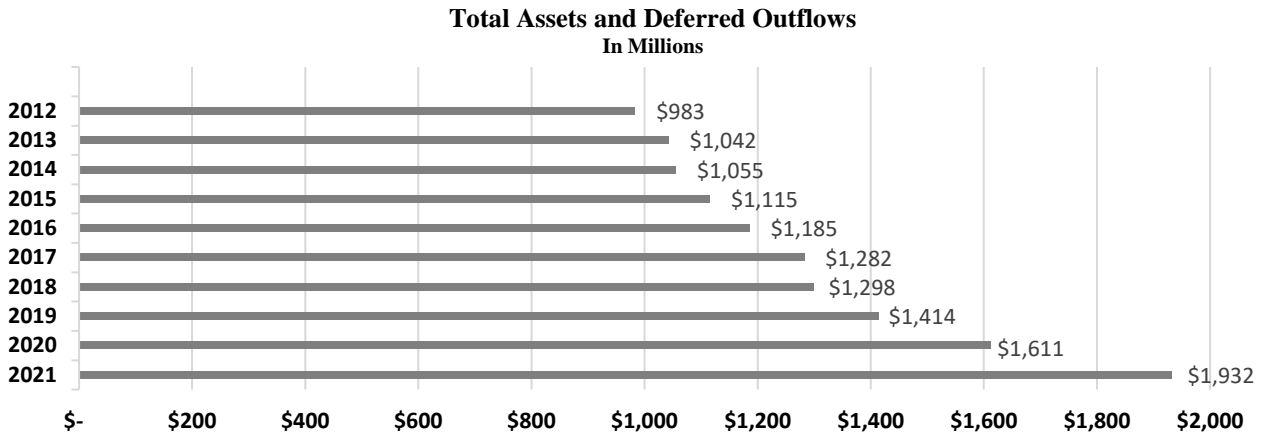
The condensed schedules of net position at September 30, 2021, 2020 and 2019 follow (in thousands):

Condensed Schedules of Net Position

	<u>2021</u>	<u>2020</u>	<u>2019</u>
Assets:			
Current	\$ 363,476	355,235	224,156
Capital assets, net	841,811	818,084	759,801
Other noncurrent	448,536	341,027	338,985
Total assets	<u>1,653,823</u>	<u>1,514,346</u>	<u>1,322,942</u>
Deferred outflows	<u>278,540</u>	<u>96,526</u>	<u>91,038</u>
Total assets and deferred outflows	<u>1,932,363</u>	<u>1,610,872</u>	<u>1,413,980</u>
Liabilities:			
Current	241,038	253,028	172,847
Noncurrent	1,125,784	927,735	1,053,095
Total liabilities	1,366,822	1,180,763	1,225,942
Deferred inflows	<u>223,231</u>	<u>213,831</u>	<u>95,913</u>
Total liabilities and deferred inflows	<u>1,590,053</u>	<u>1,394,594</u>	<u>1,321,855</u>
Net position:			
Net investment in capital assets	402,125	377,602	354,556
Restricted, nonexpendable	108,116	63,623	59,378
Restricted, expendable	69,527	82,912	69,139
Unrestricted deficit	<u>(237,458)</u>	<u>(307,859)</u>	<u>(390,948)</u>
Total net position	<u>\$ 342,310</u>	<u>216,278</u>	<u>92,125</u>

UNIVERSITY OF SOUTH ALABAMA
(A Component Unit of the State of Alabama)
Management's Discussion and Analysis (Unaudited)
September 30, 2021 and 2020

Total assets and deferred outflows of the University as of September 30 is as follows:



Net position represents the residual interest in the University's assets and deferred outflows after liabilities and deferred inflows are deducted. Net position is classified into one of four categories:

Net investment in capital assets represents the University's capital assets less accumulated depreciation and outstanding principal balances of the debt attributable to the acquisition, construction, or improvement of those assets.

Restricted nonexpendable net position consists primarily of the University's permanent endowment funds. In accordance with the policies of the University, the earnings from these funds may be expended, but the corpus may not be expended and must remain intact with the University in perpetuity.

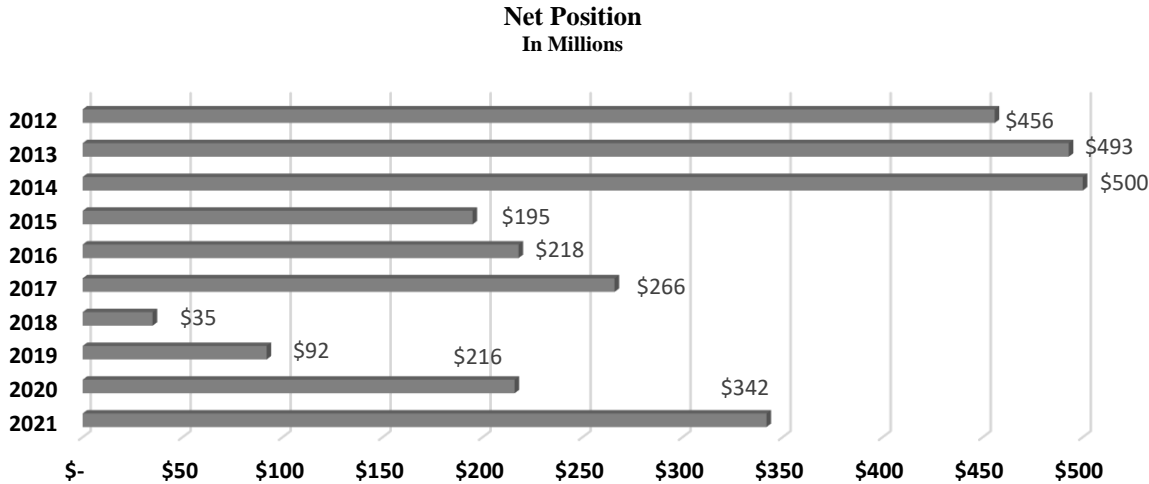
Restricted expendable net position is subject to externally imposed restrictions governing their use. The funds are restricted primarily for debt service, capital projects, student loans and scholarship purposes.

Unrestricted net position represents amounts not invested in capital assets or not subject to externally imposed stipulations. Even though these funds are not legally restricted, the majority of the University's unrestricted net position has been internally designated for various projects, all supporting the mission of the University.

Unrestricted net position includes funds for various academic and research programs, auxiliary operations (including student housing and dining services), student programs, capital projects and general operations. Also included in unrestricted net position at September 30, 2021 and 2020 is the impact of the net pension liability recorded pursuant to the requirements of GASB Statement No. 68 and the impact of the net OPEB liability recorded pursuant to the requirements of GASB Statement No. 75.

UNIVERSITY OF SOUTH ALABAMA
(A Component Unit of the State of Alabama)
Management's Discussion and Analysis (Unaudited)
September 30, 2021 and 2020

Net position of the University as of September 30 is as follows:



All categories of restricted net position collectively increased by approximately \$31,108,000 between September 30, 2021 and 2020, primarily due to the addition of restricted gifts to the University and investment earnings on those gifts. Unrestricted net position increased from \$(307,859,000) to \$(237,458,000) between September 30, 2021 and 2020. A summary of unrestricted net position at September 30, 2021 and 2020 is summarized as follows (in thousands):

	<u>2021</u>	<u>2020</u>
Unrestricted net position related to net pension liability	\$ (287,984)	(291,297)
Unrestricted net position related to net OPEB liability	(235,072)	(234,739)
Unrestricted net position related to other activity	285,598	218,177
Unrestricted net position	<u>\$ (237,458)</u>	<u>(307,859)</u>

Statements of Revenues, Expenses, and Changes in Net Position

Changes in total University net position are based on the activity presented in the statements of revenues, expenses, and changes in net position. The purpose of this statement is to present the changes in net position resulting from operating and nonoperating revenues earned by the University, and operating and nonoperating expenses incurred by the University, as well as any other revenues, expenses, gains, and losses earned or incurred by the University.

Generally, operating revenues have the characteristics of exchange transactions and are received or accrued for providing goods and services to the various customers and constituencies of the University. These include patient service revenues (net of provision for bad debts), tuition and fees (net of scholarship allowances), most noncapital grants and contracts, revenues from auxiliary activities and sales and services of educational

UNIVERSITY OF SOUTH ALABAMA
(A Component Unit of the State of Alabama)
Management's Discussion and Analysis (Unaudited)
September 30, 2021 and 2020

activities (primarily athletic activities). Operating expenses are those expenses paid or incurred to acquire or produce the goods and services provided in return for the operating revenues, and to carry out the mission of the University.

Nonoperating revenues have the characteristics of nonexchange transactions because generally no goods or services are provided. Such transactions include investment income, state appropriations, gifts and other contributions. State appropriations are required by GASB to be classified as nonoperating revenues. Nonoperating expenses are those expenses required in the operation and administration of the University, but not directly incurred to acquire or produce the goods and services provided in return for operating revenues. Such nonoperating expenses include interest on the University's indebtedness, losses related to the disposition of capital assets, transfers to affiliates to fund operations and transfers to intergovernmental agencies related to medical expenditures.

The condensed schedules of revenues, expenses, and changes in net position for the years ended September 30, 2021, 2020 and 2019 follow (in thousands):

	2021	2020	2019
Condensed Schedules of Revenues, Expenses, and Changes in Net Position			
Operating revenues:			
Tuition and fees, net	\$ 128,040	129,644	139,871
Patient service revenues, net	622,678	554,431	491,796
Federal, state and private grants and contracts	44,589	39,668	36,647
Other	65,388	58,949	62,527
	860,695	782,692	730,841
Operating expenses:			
Salaries and benefits	554,587	491,791	495,123
Supplies and other services	338,512	285,289	268,416
Other	97,399	81,216	79,492
	990,498	858,296	843,031
Operating loss	(129,803)	(75,604)	(112,190)
Nonoperating revenues and expenses:			
State appropriations	126,481	123,063	115,209
Net investment income	54,294	23,378	8,203
Other, net	61,611	41,274	25,189
Net nonoperating revenues	242,386	187,715	148,601
Income before capital contributions and grants and additions to endowment	112,583	112,111	36,411

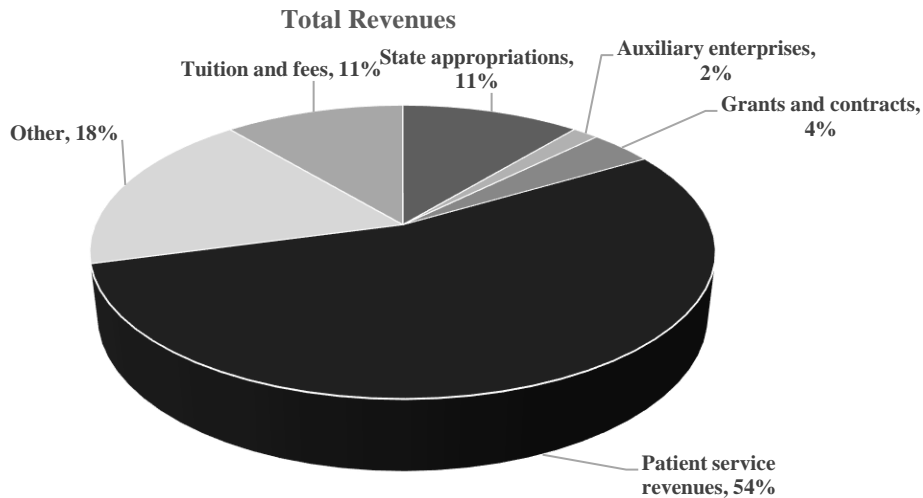
UNIVERSITY OF SOUTH ALABAMA
(A Component Unit of the State of Alabama)
Management's Discussion and Analysis (Unaudited)
September 30, 2021 and 2020

**Condensed Schedules of Revenues, Expenses,
and Changes in Net Position**

	<u>2021</u>	<u>2020</u>	<u>2019</u>
Capital contributions and grants and additions to endowment	13,449	12,042	20,316
Increase in net position	126,032	124,153	56,727
Beginning net position	216,278	92,125	35,398
Ending net position	\$ 342,310	216,278	92,125

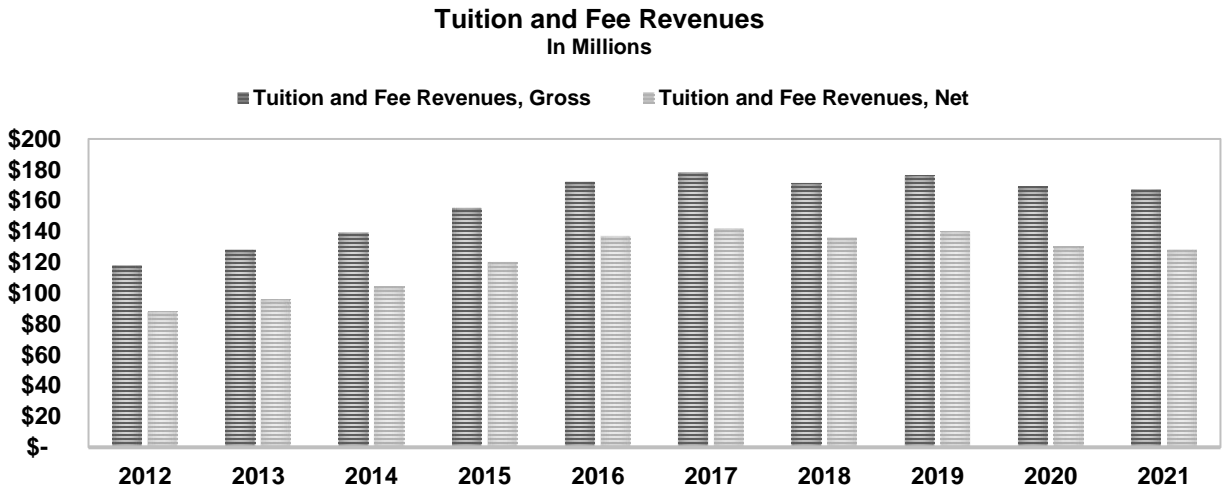
Approximately 54% and 55% of total revenues of the University were net patient service revenues in 2021 and 2020, respectively. Excluding patient service revenues, tuition and fees charged to students represent the largest component of total University revenues, approximately 11% and 13% of total revenues in 2021 and 2020, respectively. In both 2021 and 2020, state appropriations and grants and contracts (federal, state and private) represented approximately 15% of total revenues.

A summary of University revenues for the year ended September 30, 2021 is presented as follows:

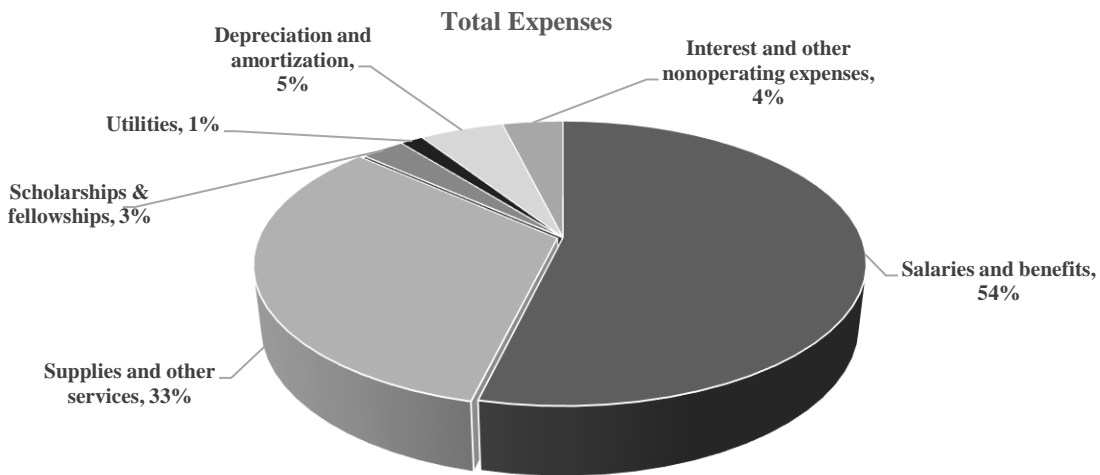


UNIVERSITY OF SOUTH ALABAMA
(A Component Unit of the State of Alabama)
Management's Discussion and Analysis (Unaudited)
September 30, 2021 and 2020

Tuition revenues have generally remained steady in recent years. A decline in enrollment coupled with increases in tuition rates have caused tuition revenues to remain relatively flat. Tuition and fees, gross and net of scholarship allowances, for the past ten fiscal years are as follows:



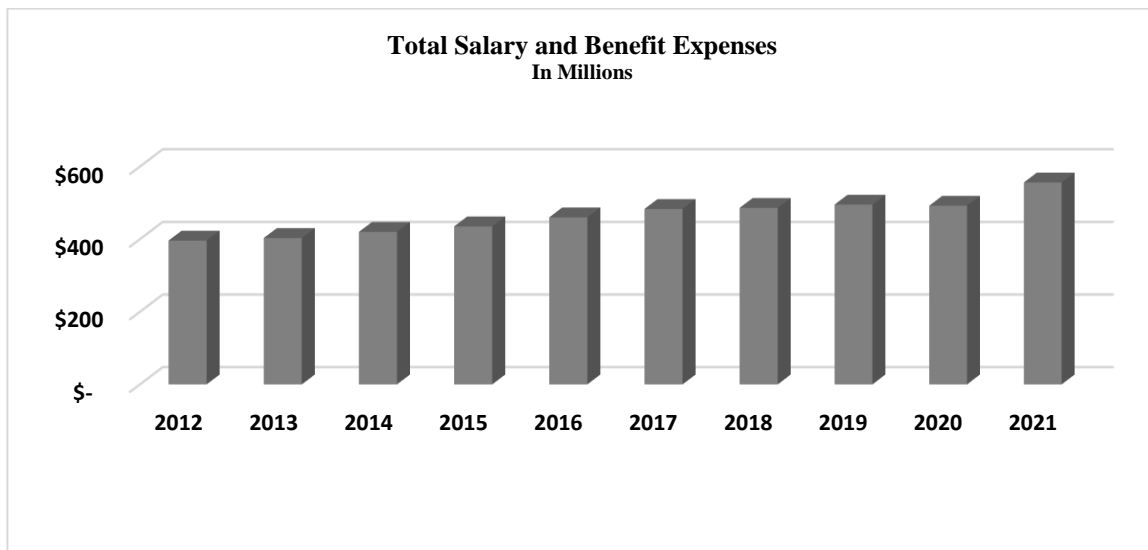
University expenses are presented using their natural expense classifications. A summary of University expenses for the year ended September 30, 2021 is presented as follows:



UNIVERSITY OF SOUTH ALABAMA
(A Component Unit of the State of Alabama)
Management's Discussion and Analysis (Unaudited)
September 30, 2021 and 2020

Functional classifications represent expenses categorized based on the function within the University. Such University functions include instruction, research, public service, academic support, student services, institutional support, operation and maintenance of plant and scholarships. Expenses related to auxiliary enterprise activities, USA Health and depreciation and amortization are presented separately. Functional expense information is presented in note 17 to the basic financial statements.

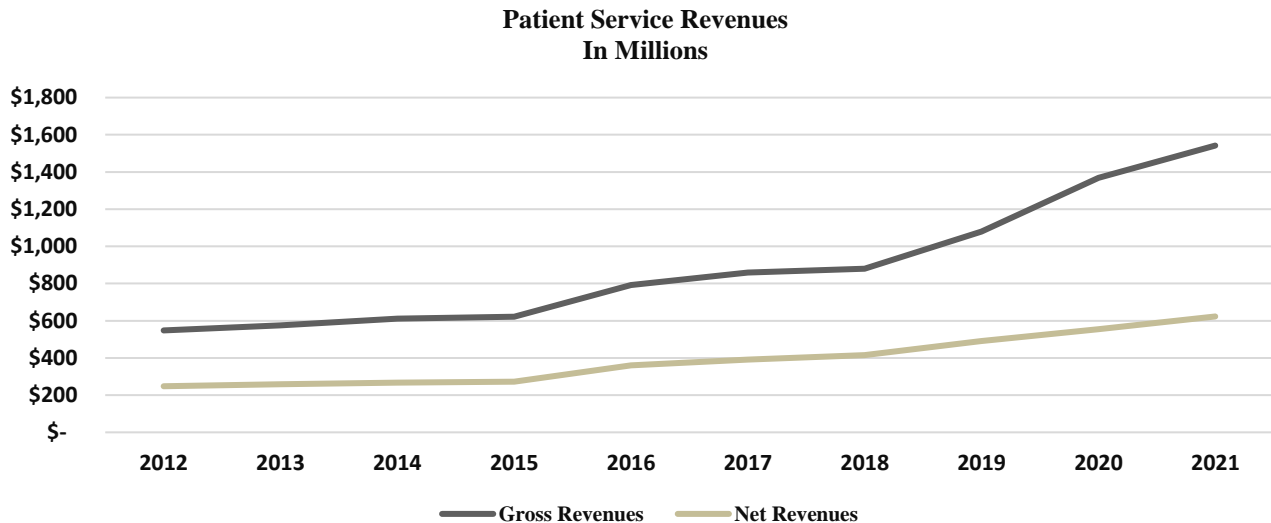
In 2021 and 2020, respectively, approximately 54% and 57% of the University's total operating expenses were salaries and benefits.



For the years ended September 30, 2021 and 2020, the University reported operating losses of approximately \$129,803,000 and \$75,604,000, respectively. Operating losses are offset partially by state appropriations, which, as mentioned earlier, are reported as nonoperating revenues. After considering all nonoperating revenues and expenses, the total change in net position was approximately \$126,032,000 and \$124,153,000 for the years ended September 30, 2021 and 2020, respectively.

UNIVERSITY OF SOUTH ALABAMA
(A Component Unit of the State of Alabama)
Management's Discussion and Analysis (Unaudited)
September 30, 2021 and 2020

USA Health represents a significant portion of total University revenues. Operating patient service revenues, gross and net, for the last ten fiscal years are presented as follows:



Statements of Cash Flows

The statements of cash flows present information related to cash flows of the University. The statements present cash flows by category: operating activities, noncapital financing activities, capital and related financing activities and investing activities. The net cash provided to, or used by, the University is presented by category.

Capital Assets and Debt Administration

Total capital asset additions for the University were approximately \$79,103,000 and \$110,120,000 in 2021 and 2020, respectively. Significant construction projects that remain in progress at September 30, 2021 include University Commons Clinic, Freestanding Emergency Room, Supply Warehouse, the Transportation building, Campus Storm Shelter and major upgrades of infrastructure on the University's main campus. Major projects completed and placed into service in fiscal year 2021 include the Medical Simulation Lab Building, Mitchell Center renovations, Baseball Clubhouse, Hancock Whitney Stadium and MacQueen Alumni Center. At September 30, 2021, the University had outstanding commitments of approximately \$28,969,000 for various capital projects. Additional information regarding the University's capital assets is included in note 5.

In December 2019, the University refinanced the Series 2010 Bond with the University Facilities Revenue Bond, Series 2019-C, with a face value of \$19,086,000. In February 2020, the University issued a new University Facilities Revenue Bond, Series 2020, with a face value of \$37,005,000. The proceeds, along with internal contributions from the University, are financing the transportation building, supply warehouse and certain USA Health facilities. In March 2021, the University issued a new University Facilities Revenue Bond, Series 2021, with a face value of \$40,555,000. The proceeds, along with internal contributions from the University, are financing USA Health facilities and transportation infrastructure. In July 2021, the University refinanced the Series 2012-A Bond with the University Facilities Revenue Bond, Series 2021-B, with a face

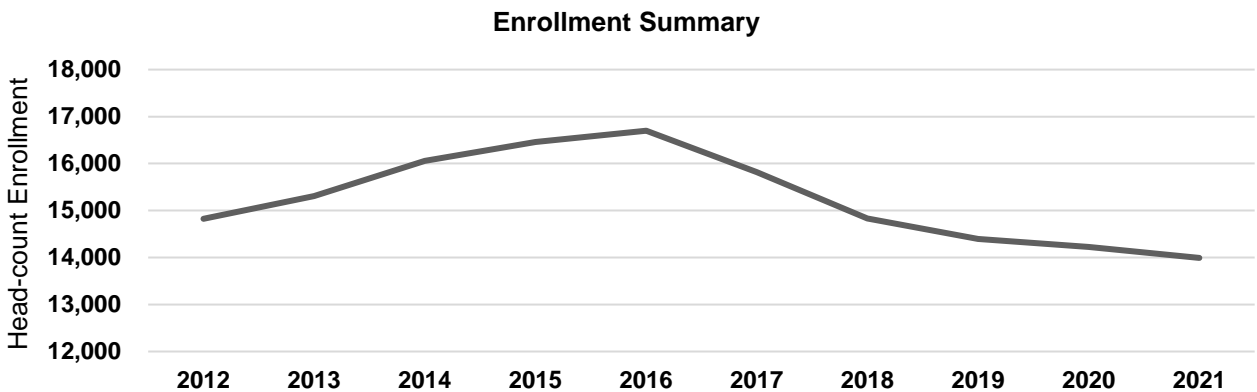
UNIVERSITY OF SOUTH ALABAMA
(A Component Unit of the State of Alabama)
Management's Discussion and Analysis (Unaudited)
September 30, 2021 and 2020

value of \$15,387,000. The terms for Bonds 2016-B, 2016-C and 2016-D were revised in September 2021 to address the removal of the LIBOR rate to be replaced by the ISDA-based replacement index after year ended September 30, 2021. The dates by which the Lender may cause all of the outstanding principal on such bonds to mature and become due and payable by the University were extended 5 years for each bond.

The University's bond credit rating is A1 (Stable) as rated by Moody's Investors Service and A+ (Stable) as rated by Standard and Poor's Global Ratings. Neither rating changed during 2021 or 2020. Moody's Investors Service and Standard and Poor's Global Ratings affirmed their ratings in conjunction with their assessment of the Series 2020 and 2021 Bond issuances. Additional information regarding the University's debt is included in note 7.

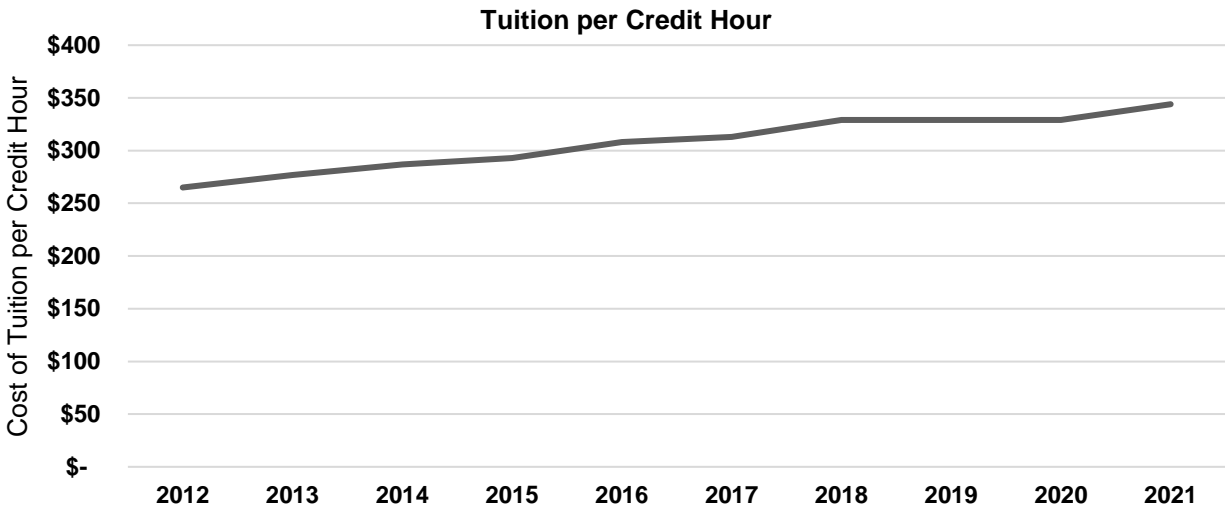
Economic Outlook

While, tuition and fee rates per credit hour have increased over the past ten years, there have been declines in enrollment since 2016. The University experienced a decline in enrollment of approximately 1% from Fall 2019 to Fall 2020 and an additional decline of 2% between Fall 2020 and Fall 2021, with declines primarily resulting from a decrease in international student enrollment and a decrease in the number of returning students. The enrollment trend for the University between 2012 and 2021 is as follows:



UNIVERSITY OF SOUTH ALABAMA
(A Component Unit of the State of Alabama)
Management's Discussion and Analysis (Unaudited)
September 30, 2021 and 2020

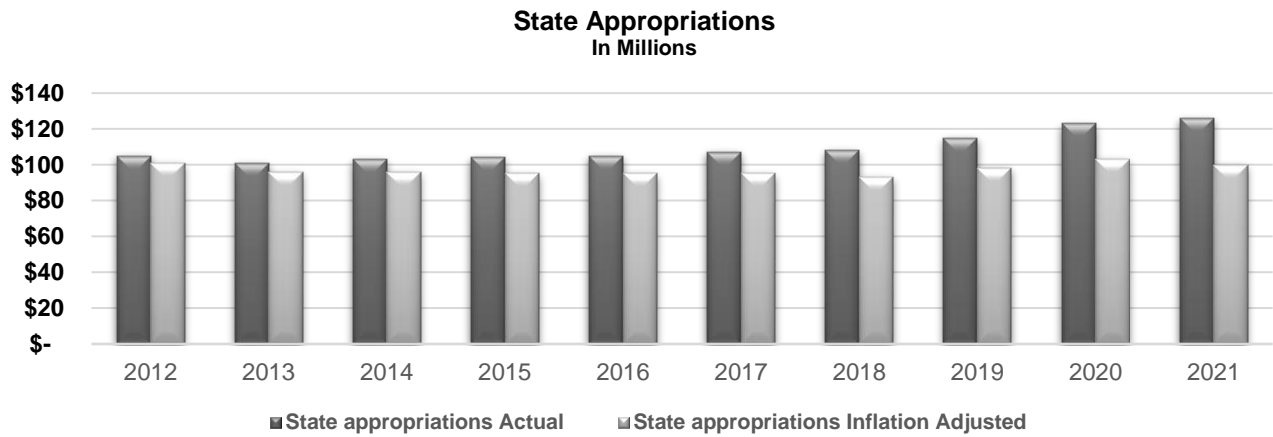
During the same period, in-state tuition per credit hour for in-person classes has increased by approximately 30%. Similar increases have been experienced in out-of-state tuition and College of Medicine tuition. Web tuition has decreased slightly during that period. The trend of in-state tuition per credit hour between 2012 and 2021 is as follows:



UNIVERSITY OF SOUTH ALABAMA
 (A Component Unit of the State of Alabama)
 Management's Discussion and Analysis (Unaudited)
 September 30, 2021 and 2020

A state appropriation in the amount of approximately \$121,564,000 and \$118,299,000 was authorized and received for the years ended September 30, 2021 and 2020, respectively. Additional appropriations of approximately \$4,017,000 and \$900,000 were received during fiscal year 2021 for advancement and technology, and certain academic and healthcare initiatives. An additional appropriation of approximately \$4,764,000 was received during fiscal year 2020 for advancement and technology, and certain healthcare initiatives. A state appropriation in the amount of approximately \$129,098,000, representing an increase of approximately 6.2%, has been authorized for the year ending September 30, 2022. While no announcement has been made, the University is aware that reductions in the 2022 appropriation are possible.

The ten-year trend of state appropriations for the University is as follows:



UNIVERSITY OF SOUTH ALABAMA
(A Component Unit of the State of Alabama)
Management's Discussion and Analysis (Unaudited)
September 30, 2021 and 2020

In addition to state appropriations, the University is subject to declines in general economic and political conditions in the United States and, specifically, the State of Alabama. Weakening of the economy, as well as changes in federal and state funding policies, could potentially have a negative impact on the University's enrollment, extramural funding, endowment performance and health care operations.

During the second fiscal quarter of 2020, The United States was thrust into the midst of a pandemic health crisis related to the spread of the 2019 novel coronavirus, or COVID-19 (the "Crisis"). While the impact of the pandemic has been managed to date, the ultimate economic impact on the operations of the University could be significant both from an operational and financial standpoint.

As a result of the Crisis, the University moved the delivery of all instruction to an on-line format in March 2020 and required that students, where possible, vacate on-campus residence halls, resulting in a pro-rata refund of housing and dining fees. Additionally, all instruction for the 2020 May and summer terms was delivered online and residence halls remained largely closed. The University returned to modified in-person delivery of education for the 2020 fall semester and residence halls reopened at a lower capacity level. The University returned to normal operations for the Fall 2021 semester.

This Crisis also impacted the operations of USA Health, initially, as most elective procedures at USA University Hospital and USA Children's and Women's Hospital were postponed or canceled resulting in a decline in revenues. As of the end of fiscal 2020 and throughout fiscal year 2021, USA Health operations have returned to a normal level with minimum impact on the finances of USA Health.

Management has taken a number of actions to mitigate the anticipated declines in operations, including a reduction of operational expenses throughout the University, including USA Health. Additionally, the University has taken all necessary steps to ensure that the University takes full advantage of the Coronavirus Aid, Relief and Economic Security Act of 2020 (the "CARES Act"). As of September 30, 2021, the University (including USA Health) has been awarded \$93,064,000 in CARES Act, and other funding from federal and state sources for COVID-19 relief. Of this amount \$68,749,000 was awarded in the year-ended September 30, 2021 and \$24,315,000 was awarded in the year-ended September 30, 2020. Of the total amounts awarded \$58,249,000 and \$11,350,000 have been recognized as nonoperating revenue in the statements of revenues, expenses and changes in net position for the years ended September 30, 2021 and 2020, respectively.

Other than the issues presented above, University administration is not aware of any other currently known facts, decisions, or conditions that are expected to have a significant effect on the University's financial position or results of operations during fiscal year 2022 or beyond.

Requests for Information

These basic financial statements are designed to provide a general overview of the University of South Alabama and its component units' financial activities and to demonstrate the University's accountability. Questions concerning any of the information provided in this report or requests for additional information should be addressed to Polly Stokley; Senior Associate Vice President for Finance and Administration; University of South Alabama Administration Building Room 170; Mobile, Alabama 36688. These basic financial statements can be obtained from our website at <http://www.southalabama.edu/departments/financialaffairs/businessoffice/statements.html>.



KPMG LLP
Suite 1100
One Jackson Place
188 East Capitol Street
Jackson, MS 39201-2127

Independent Auditors' Report

The Board of Trustees
University of South Alabama:

Report on the Financial Statements

We have audited the accompanying financial statements of the business type activities and aggregate discretely presented component units of University of South Alabama, a component unit of the State of Alabama, (the University), as of and for the years ended September 30, 2021 and 2020, and the related notes to the financial statements, which collectively comprise the University's basic financial statements for the years then ended as listed in the table of contents.

Management's Responsibility for the Financial Statements

Management is responsible for the preparation and fair presentation of these financial statements in accordance with U.S. generally accepted accounting principles; this includes the design, implementation, and maintenance of internal control relevant to the preparation and fair presentation of financial statements that are free from material misstatement, whether due to fraud or error.

Auditors' Responsibility

Our responsibility is to express opinions on these financial statements based on our audits. We did not audit the financial statements of the University of South Alabama Foundation, which represent 92% and 93%, respectively, of total assets and 98% and 99%, respectively, of net assets or net position as of June 30, 2021 and 2020, and 67% and 49%, respectively, of total revenues, gains and other support for the years then ended of the discretely presented component units. Those statements were audited by other auditors whose report has been furnished to us, and our opinion, insofar as it relates to the amounts included for the University of South Alabama Foundation, is based solely on the report of the other auditors. We conducted our audits in accordance with auditing standards generally accepted in the United States of America and the standards applicable to financial audits contained in *Government Auditing Standards*, issued by the Comptroller General of the United States. Those standards require that we plan and perform the audit to obtain reasonable assurance about whether the financial statements are free from material misstatement. The financial statements of the University of South Alabama Foundation were not audited in accordance with *Government Auditing Standards*.

An audit involves performing procedures to obtain audit evidence about the amounts and disclosures in the financial statements. The procedures selected depend on the auditors' judgment, including the assessment of the risks of material misstatement of the financial statements, whether due to fraud or error. In making those risk assessments, the auditor considers internal control relevant to the entity's preparation and fair presentation of the financial statements in order to design audit procedures that are appropriate in the circumstances, but not for the purpose of expressing an opinion on the effectiveness of the entity's internal control. Accordingly, we express no such opinion. An audit also includes evaluating the appropriateness of accounting policies used and the reasonableness of significant accounting estimates made by management, as well as evaluating the overall presentation of the financial statements.

We believe that the audit evidence we have obtained is sufficient and appropriate to provide a basis for our audit opinion.



Opinions

In our opinion, based on our audit and the report of the other auditors, the financial statements referred to above present fairly, in all material respects, the respective financial position of the business type activities and the aggregate discretely presented component units of the University of South Alabama as of September 30, 2021 and 2020, and the respective changes in financial position and where applicable, cash flows thereof for the years then ended in accordance with U.S. generally accepted accounting principles.

Other Matters

U.S. generally accepted accounting principles require that the management's discussion and analysis on pages 1–13, the schedule of the University's proportionate share of the net pension liability and related ratios, schedule of the University's pension contributions, schedule of the University's proportionate share of the net OPEB liability and related ratios, and the schedule of the University's OPEB contributions on pages 85—88 be presented to supplement the basic financial statements. Such information, although not a part of the basic financial statements, is required by the Governmental Accounting Standards Board who considers it to be an essential part of financial reporting for placing the basic financial statements in an appropriate operational, economic, or historical context. We have applied certain limited procedures to the required supplementary information in accordance with auditing standards generally accepted in the United States of America, which consisted of inquiries of management about the methods of preparing the information and comparing the information for consistency with management's responses to our inquiries, the basic financial statements, and other knowledge we obtained during our audits of the basic financial statements. We do not express an opinion or provide any assurance on the information because the limited procedures do not provide us with sufficient evidence to express an opinion or provide any assurance.

Other Reporting Required by *Government Auditing Standards*

In accordance with *Government Auditing Standards*, we have also issued our report dated November 15, 2021 on our consideration of the University's internal control over financial reporting and on our tests of its compliance with certain provisions of laws, regulations, contracts, and grant agreements and other matters. The purpose of that report is solely to describe the scope of our testing of internal control over financial reporting and compliance and the results of that testing, and not to provide an opinion on the effectiveness of the University's internal control over financial reporting or on compliance. That report is an integral part of an audit performed in accordance with *Government Auditing Standards* in considering the University's internal control over financial reporting and compliance.

KPMG LLP

Jackson, Mississippi
November 15, 2021

UNIVERSITY OF SOUTH ALABAMA
(A Component Unit of the State of Alabama)

Statements of Net Position

September 30, 2021 and 2020

(In thousands)

	2021	2020
Current assets:		
Cash and cash equivalents	\$ 207,064	237,573
Investments	50,181	35,831
Patient receivables (net of allowance for doubtful accounts of \$84,639 in 2021 and \$74,026 in 2020)	53,826	45,796
Accounts receivable, other	31,528	16,694
Notes receivable, net	6,839	7,321
Prepaid expenses, inventories, and other	14,038	12,020
Total current assets	363,476	355,235
Noncurrent assets:		
Restricted cash and cash equivalents	82,261	50,805
Restricted investments	298,144	265,620
Investments	62,043	19,993
Other noncurrent assets and accounts receivable	6,088	4,609
Capital assets, net	841,811	818,084
Total noncurrent assets	1,290,347	1,159,111
Total assets	1,653,823	1,514,346
Deferred outflows	278,540	96,526
Total assets and deferred outflows	1,932,363	1,610,872
Current liabilities:		
Accounts payable and accrued liabilities	109,769	113,363
Unrecognized revenues	91,715	101,731
Deposits	3,032	3,386
Current portion of other long-term liabilities	6,747	6,515
Current portion of long-term debt	29,775	28,033
Total current liabilities	241,038	253,028
Noncurrent liabilities:		
Long-term debt, less current portion	465,924	443,321
Net pension liability	315,591	294,615
Net other postemployment benefits liability	260,646	103,288
Other long-term liabilities, less current portion	83,623	86,511
Total noncurrent liabilities	1,125,784	927,735
Total liabilities	1,366,822	1,180,763
Deferred inflows	223,231	213,831
Total liabilities and deferred inflows	1,590,053	1,394,594
Net position:		
Net investment in capital assets	402,125	377,602
Restricted, nonexpendable:		
Scholarships	38,771	32,898
Other	69,345	30,725
Restricted, expendable:		
Scholarships	37,721	24,699
Other	31,806	58,213
Unrestricted deficit	(237,458)	(307,859)
Total net position	\$ 342,310	216,278

See accompanying notes to basic financial statements.

UNIVERSITY OF SOUTH ALABAMA FOUNDATION
(Discretely Presented Component Unit of the University of South Alabama)

Consolidated Statements of Financial Position

June 30, 2021 and 2020

(In thousands)

Assets	2021	2020
Cash and cash equivalents	\$ 1,490	2,633
Investments:		
Equity securities	238,006	157,457
Timber and mineral properties	171,385	168,063
Real estate	19,904	53,455
Other	5,809	5,811
Other assets	448	453
Total assets	\$ 437,042	387,872
Liabilities and Net Assets		
Liabilities:		
Accounts payable	\$ 205	155
Other liabilities	894	594
Total liabilities	1,099	749
Net assets:		
Without donor restrictions	62,043	79,835
With donor restrictions	373,900	307,288
Total net assets	435,943	387,123
Total liabilities and net assets	\$ 437,042	387,872

See accompanying notes to basic financial statements.

USA RESEARCH AND TECHNOLOGY CORPORATION
(Discretely Presented Component Unit of the University of South Alabama)

Statements of Net Position

September 30, 2021 and 2020

(In thousands)

	2021	2020
Assets:		
Current assets:		
Unrestricted cash and cash equivalents	\$ 1,565	819
Rent receivable	198	187
Prepaid expenses and other current assets	22	19
Total current assets	1,785	1,025
Noncurrent assets:		
Intangible assets, net	205	215
Capital assets, net	19,877	19,738
Total noncurrent assets	20,082	19,953
Deferred outflows	921	1,089
Total assets and deferred outflows	22,788	22,067
Liabilities:		
Current liabilities:		
Deposits, other current liabilities, and accrued expenses	323	202
Unrecognized rent revenue	431	353
Current portion of notes payable	1,342	7,950
Total current liabilities	2,096	8,505
Noncurrent liabilities:		
Notes payable, excluding current portion	19,379	12,531
Total noncurrent liabilities	19,379	12,531
Total liabilities	21,475	21,036
Net position:		
Net investment in capital assets	282	555
Unrestricted	1,031	476
Total net position	\$ 1,313	1,031

See accompanying notes to basic financial statements.

UNIVERSITY OF SOUTH ALABAMA HEALTH CARE AUTHORITY
(Discretely Presented Component Unit of the University of South Alabama)

Statements of Net Position
September 30, 2021 and 2020

(In thousands)

	2021	2020
Assets:		
Current assets:		
Cash and cash equivalents	\$ 3,524	2,576
Patient receivables (net of allowance for doubtful accounts of \$2,117 in 2021 and \$450 in 2020)	2,641	1,552
Inventories	74	32
Other current assets	2,199	614
Total current assets	8,438	4,774
Noncurrent assets:		
Capital assets	5,348	1,932
Total assets	13,786	6,706
Liabilities:		
Current liabilities:		
Accounts payable and accrued liabilities	3,923	2,258
Accrued salaries and wages	2,064	2,535
Unrecognized revenue	770	1,640
Current portion of capital lease obligations	14	19
Total current liabilities	6,771	6,452
Noncurrent liabilities:		
Other noncurrent liabilities	195	—
Capital lease obligations, less current portion	10	24
Total liabilities	6,976	6,476
Net position:		
Net investment in capital assets	5,165	1,889
Unrestricted (deficit)	1,645	(1,659)
Total net position	\$ 6,810	230

See accompanying notes to basic financial statements.

UNIVERSITY OF SOUTH ALABAMA
(A Component Unit of the State of Alabama)

Statements of Revenues, Expenses, and Changes in Net Position

Years ended September 30, 2021 and 2020

(In thousands)

	2021	2020
Operating revenues:		
Tuition and fees (net of scholarship allowances of \$39,392 in 2021 and \$38,995 in 2020)	\$ 128,040	129,644
Patient service revenues (net of provision for bad debts of \$96,820 in 2021 and \$99,459 in 2020)	622,678	554,431
Federal grants and contracts	25,652	21,814
State grants and contracts	9,127	8,884
Private grants and contracts	9,810	8,970
Auxiliary enterprises (net of scholarship allowances of \$1,218 in 2021 and \$1,206 in 2020)	18,507	19,038
Other operating revenues	46,881	39,911
Total operating revenues	860,695	782,692
Operating expenses:		
Salaries and benefits	554,587	491,791
Supplies and other services	338,512	285,289
Scholarships and fellowships	27,270	15,464
Utilities	15,144	15,515
Depreciation and amortization	54,985	50,237
Total operating expenses	990,498	858,296
Operating loss	(129,803)	(75,604)
Nonoperating revenues (expenses):		
State appropriations	126,481	123,063
Net investment income	54,294	23,378
Interest expense	(11,765)	(9,543)
Other nonoperating revenues	101,325	64,035
Other nonoperating expenses	(27,949)	(13,218)
Net nonoperating revenues	242,386	187,715
Income before capital contributions and grants and additions to endowment	112,583	112,111
Capital contributions and grants	5,555	6,631
Additions to endowment	7,894	5,411
Increase in net position	126,032	124,153
Net position:		
Beginning of year	216,278	92,125
End of year	\$ 342,310	216,278

See accompanying notes to basic financial statements.

UNIVERSITY OF SOUTH ALABAMA FOUNDATION
(Discretely Presented Component Unit of the University of South Alabama)

Consolidated Statement of Activities and Changes in Net Assets

Year ended June 30, 2021

(In thousands)

	<u>Without Donor Restrictions</u>	<u>With Donor Restrictions</u>	<u>Total</u>
Revenues, gains, losses and other support:			
Net realized and unrealized gains on investments	\$ 5,204	56,052	61,256
Rents, royalties and timber sales	3,342	133	3,475
Interest and dividends	1,126	1,332	2,458
Gifts	1	511	512
Required match of donor contributions	(11)	11	—
Interfund interest	(165)	165	—
Other income	83	—	83
Allocation of Brookley	(16,773)	16,773	—
Net assets released from program restrictions	8,365	(8,365)	—
Total revenues, gains, losses and other support	<u>1,172</u>	<u>66,612</u>	<u>67,784</u>
Expenditures:			
Program services:			
Faculty support	2,694	—	2,694
Scholarships	1,130	—	1,130
Other academic programs	7,039	—	7,039
Total program service expenditures	<u>10,863</u>	<u>—</u>	<u>10,863</u>
Management and general	2,276	—	2,276
Other investment expense	1,625	—	1,625
Depletion expense	4,157	—	4,157
Depreciation expense	43	—	43
Total expenditures	<u>18,964</u>	<u>—</u>	<u>18,964</u>
Change in net assets	(17,792)	66,612	48,820
Net assets – beginning of year	<u>79,835</u>	<u>307,288</u>	<u>387,123</u>
Net assets – end of year	<u>\$ 62,043</u>	<u>373,900</u>	<u>435,943</u>

See accompanying notes to basic financial statements.

UNIVERSITY OF SOUTH ALABAMA FOUNDATION
(Discretely Presented Component Unit of the University of South Alabama)

Consolidated Statement of Activities and Changes in Net Assets

Year ended June 30, 2020

(In thousands)

	<u>Without Donor Restrictions</u>	<u>With Donor Restrictions</u>	<u>Total</u>
Revenues, gains, losses and other support:			
Net realized and unrealized gains (losses) on investments	\$ (3,741)	14,488	10,747
Rents, royalties and timber sales	3,810	148	3,958
Interest and dividends	1,081	1,101	2,182
Gifts	1	5,294	5,295
Required match of donor contributions	(5)	5	—
Interfund interest	(350)	350	—
Other income	390	—	390
Net assets released from program restrictions	8,365	(8,365)	—
Total revenues, gains, losses and other support	<u>9,551</u>	<u>13,021</u>	<u>22,572</u>
Expenditures:			
Program services:			
Faculty support	2,632	—	2,632
Scholarships	1,114	—	1,114
Other academic programs	6,851	—	6,851
Total program service expenditures	10,597	—	10,597
Management and general	2,293	—	2,293
Other investment expense	1,546	—	1,546
Depletion expense	4,485	—	4,485
Depreciation expense	40	—	40
Total expenditures	<u>18,961</u>	<u>—</u>	<u>18,961</u>
Change in net assets	(9,410)	13,021	3,611
Net assets – beginning of year	89,245	294,267	383,512
Net assets – end of year	<u>\$ 79,835</u>	<u>307,288</u>	<u>387,123</u>

See accompanying notes to basic financial statements.

USA RESEARCH AND TECHNOLOGY CORPORATION
(Discretely Presented Component Unit of the University of South Alabama)

Statements of Revenues, Expenses, and Changes in Net Position

Years ended September 30, 2021 and 2020

(In thousands)

	2021	2020
Operating revenues	\$ 3,795	3,961
Operating expenses:		
Building management and operating expenses	1,090	1,163
Depreciation and amortization	1,173	1,161
Legal and administrative fees	219	221
Insurance	36	29
Total operating expenses	2,518	2,574
Operating income	1,277	1,387
Nonoperating revenues (expenses):		
Interest expense	(998)	(1,085)
Other	3	8
Net nonoperating expenses	(995)	(1,077)
Increase in net position	282	310
Net position:		
Beginning of year	1,031	721
End of year	\$ 1,313	1,031

See accompanying notes to basic financial statements.

UNIVERSITY OF SOUTH ALABAMA HEALTH CARE AUTHORITY
(Discretely Presented Component Unit of the University of South Alabama)

Statements of Revenues, Expenses, and Changes in Net Position

Years ended September 30, 2021 and 2020

(In thousands)

	2021	2020
Operating revenues:		
Patient service revenues (net of provision for bad debts of \$2,065 in 2021 and \$643 in 2020)	\$ 27,906	18,581
Other operating revenues	2,208	1,196
Total operating revenues	30,114	19,777
Operating expenses:		
Salaries and benefits	33,283	22,992
Building and equipment expenses	5,317	2,787
Medical and surgical supplies	3,922	2,194
Other expenses	6,666	4,769
Depreciation and amortization	583	415
Total operating expenses	49,771	33,157
Operating loss	(19,657)	(13,380)
Nonoperating revenues:		
Investment income	2	5
Support from University of South Alabama	25,765	10,478
Interest expense	(1)	—
Other nonoperating revenues	471	196
Total nonoperating revenues	26,237	10,679
Increase (decrease) in net position	6,580	(2,701)
Net position at beginning of year	230	2,931
Net position at end of year	\$ 6,810	230

See accompanying notes to basic financial statements.

UNIVERSITY OF SOUTH ALABAMA
(A Component Unit of the State of Alabama)

Statements of Cash Flows

Years ended September 30, 2021 and 2020

(In thousands)

	2021	2020
Cash flows from operating activities:		
Receipts related to tuition and fees	\$ 129,312	127,260
Receipts from and on behalf of patients and third-party payers	632,531	561,967
Receipts from grants and contracts	41,186	38,627
Receipts related to auxiliary enterprises	18,965	19,237
Payments to suppliers and vendors	(405,550)	(301,683)
Payments to employees and related benefits	(468,316)	(474,360)
Payments for scholarships and fellowships	(33,012)	(14,574)
Other operating receipts	33,943	19,402
	<u>(50,941)</u>	<u>(24,124)</u>
Net cash used in operating activities		
Cash flows from noncapital financing activities:		
State appropriations	126,481	123,063
Endowment gifts	7,894	5,411
Agency funds received	1,654	2,537
Agency funds disbursed	(2,171)	(1,851)
Student loan program receipts	137,743	144,694
Student loan program disbursements	(135,445)	(145,725)
Other nonoperating revenues	76,567	119,217
Other nonoperating expenses	(56,255)	(14,298)
	<u>156,468</u>	<u>233,048</u>
Net cash provided by noncapital financing activities		
Cash flows from capital and related financing activities:		
Capital contributions and grants	5,555	6,631
Purchases of capital assets	(77,898)	(101,589)
Proceeds from sales of capital assets	94	18
Proceeds from issuance of capital debt	50,535	64,528
Principal payments on capital debt	(25,787)	(40,988)
Interest payments on capital debt	(19,501)	(15,699)
	<u>(67,002)</u>	<u>(87,099)</u>
Net cash used in capital and related financing activities		
Cash flows from investing activities:		
Interest and dividends on investments	9,208	8,582
Purchases of investments	(108,189)	(119,852)
Proceeds from sales of investments	61,403	107,360
	<u>(37,578)</u>	<u>(3,910)</u>
Net cash used in investing activities		
Net increase in cash and cash equivalents	947	117,915
Cash and cash equivalents (unrestricted and restricted):		
Beginning of year	288,378	170,463
End of year	<u>\$ 289,325</u>	<u>288,378</u>

UNIVERSITY OF SOUTH ALABAMA
(A Component Unit of the State of Alabama)

Statements of Cash Flows

Years ended September 30, 2021 and 2020

(In thousands)

	2021	2020
Reconciliation of operating loss to net cash used in operating activities:		
Operating loss	\$ (129,803)	(75,604)
Adjustments to reconcile operating loss to net cash used in operating activities:		
Depreciation and amortization	54,985	50,237
Changes in assets and liabilities, net:		
Student receivables	1,574	(1,568)
Net patient receivables	(8,030)	7,308
Grants and contracts receivables	(5,522)	(2,452)
Other receivables	(17,790)	(18,447)
Prepaid expenses, inventories, and other	(7,743)	11,936
Accounts payable and accrued liabilities	62,162	4,252
Unrecognized revenues	2,629	214
Net cash used in operating activities	\$ (47,538)	(24,124)
Noncash investing, noncapital financing, and capital and related financing transactions:		
Net increase in fair value of investments recognized as a component of investment income	\$ 56,087	14,980
Addition of capital leases	2,572	3,584
Gifts of capital, investments and other assets	4,592	115
Capitalization of construction period interest	3,677	4,662
Decrease in accounts payable related to capital assets	(289)	(2,967)

See accompanying notes to basic financial statements.

UNIVERSITY OF SOUTH ALABAMA
(A Component Unit of the State of Alabama)
Notes to Basic Financial Statements
September 30, 2021 and 2020

(1) Summary of Significant Accounting Policies

(a) Reporting Entity

On May 3, 1963, the Governor of Alabama signed enabling legislation creating the University of South Alabama (the University). The accompanying basic financial statements present the financial position and activities of the University, which is a component unit of the State of Alabama.

The financial reporting entity, as defined by Governmental Accounting Standards Board (GASB) Statement No. 14, *The Financial Reporting Entity*, and amended by GASB Statement No. 39, *Determining Whether Certain Organizations Are Component Units*, GASB Statement No. 61, *The Financial Reporting Entity: Omnibus*, and GASB Statement No. 80, *Blending Requirements for Certain Component Units*, consists of the primary government and all of its component units. Component units are legally separate organizations for which the primary government is financially accountable. In addition, the primary government may determine, through exercise of management's professional judgment, that the inclusion of an organization that does not meet the financial accountability criteria is necessary in order to prevent the reporting entity's financial statements from being misleading. In such instances, that organization is included as a component unit. Accordingly, the basic financial statements include the accounts of the University, as the primary government, and the accounts of the entities discussed below as component units.

GASB Statement No. 61 amended GASB Statements No. 14 and No. 39, and provides criteria for determining whether certain organizations should be reported as component units based on the nature and significance of their relationship with the primary government. Such criteria include the appointment of a voting majority of the board of the organization, the ability to impose the will of the primary government on the organization and the financial benefits/burden between the primary government and the potential component unit. The statement also clarifies reporting and disclosure requirements for those organizations. Based on these criteria as of September 30, 2021 and 2020, the University reports the University of South Alabama Foundation (USA Foundation), the USA Research and Technology Corporation (the Corporation) and the University of South Alabama Health Care Authority (HCA) as discretely presented component units. Each of these entities issues separate audited financial statements, which can be obtained by contacting Polly Stokley, Senior Associate Vice President for Finance and Administration, University of South Alabama Administration Building 170, Mobile, Alabama 36688.

The University is also affiliated with the South Alabama Medical Science Foundation (SAMSF), Gulf Coast TotalCare (Gulf Coast) and the University of South Alabama Foundation for Research and Commercialization (FRAC). These entities are considered component units of the University under the provisions of GASB Statements No. 14, 39, 61 and 80. However, these entities are not presented in the accompanying financial statements as the University does not consider them significant enough to warrant inclusion in the University's reporting entity.

GASB requires the University, as the primary government, to include in its basic financial statements, as a blended component unit, organizations that, even though they are legally separate entities, meet certain requirements. Based on these requirements, the University reports the Professional Liability Trust Fund (PLTF), General Liability Trust Fund (GLTF), USA HealthCare Management, LLC (HCM),

UNIVERSITY OF SOUTH ALABAMA
(A Component Unit of the State of Alabama)

Notes to Basic Financial Statements

September 30, 2021 and 2020

Jaguar Realty, LLC, USA Health Physician Billing Services, LLC, USA Health Hospital Billing Services, LLC, USA Health Anesthesia Billing Services, LLC, USA Health MCI Business Services, LLC, USA Health Children's and Women's Provider Based Clinics, LLC and USA Health Reference Lab Billing Services, LLC as blended component units. All significant transactions among the University and its blended component units have been eliminated.

(b) Professional Liability and General Liability Trust Funds

The medical malpractice liability of the University is maintained and managed in its separate Professional Liability Trust Fund in which the University, HCM, SAMSF and HCA are the only participants. In accordance with the bylaws of the PLTF, the president of the University is responsible for appointing members of the PLTF policy committee. Additionally, the general liability of the University, HCM, SAMSF, the Corporation and HCA is maintained and managed in its General Liability Trust Fund for which the University is responsible. The PLTF and GLTF are separate legal entities, which are governed by the University Board of Trustees through the University president. As such, PLTF and GLTF are reported as blended component units (see note 18 for further discussion of, and disclosure for, these entities).

(c) USA HealthCare Management, LLC

In June 2010, the University's Board of Trustees approved the formation of USA HealthCare Management, LLC. HCM was organized for the purpose of managing and operating on behalf of, and as agent for, substantially all of the health care clinical enterprise of the University. The University is the sole member of HCM. HCM commenced operations in October 2010, and is reported as a blended component unit (see note 18 for further discussion of, and disclosure for, this entity).

(d) USA Health Billing Limited Liability Companies

In fiscal year 2019, the University formed the USA Health Physician Billing Services, LLC, USA Health Hospital Billing Services, LLC, USA Health Anesthesia Billing Services, LLC and USA Health Reference Lab Billing Services, LLC as not-for-profit limited liability companies, whereby the University is the sole member. In fiscal year 2021, the University formed USA Health MCI Business Services, LLC and USA Health Children's and Women's Provider Based Clinics, LLC as not for profit limited liability companies, whereby the University is the sole member. These companies were created to assist with the complex patient and insurance billing of USA Health, a division of the University that includes two hospitals and a cancer treatment center.

(e) University of South Alabama Health Care Authority

In May 2017, the University's Board of Trustees approved the formation of the University of South Alabama Health Care Authority (HCA). The HCA is a public corporation created under and pursuant to the provisions of the State of Alabama University Authority Act of 2016. The HCA employs physicians and staff of certain physician practice groups as determined appropriate by the University. Operations commenced on August 1, 2017. HCA presents its financial statements in accordance with GASB. During fiscal year 2020, three not for profit limited liability companies were formed. There was no financial activity for these entities during fiscal year 2020 or 2021. The HCA is a sole member of two of these limited liability companies and the majority owner of the third limited liability company. During fiscal year 2021, two additional not-for-profit limited liability companies were formed. There was no

UNIVERSITY OF SOUTH ALABAMA
(A Component Unit of the State of Alabama)

Notes to Basic Financial Statements

September 30, 2021 and 2020

financial activity for these entities during fiscal year 2021. HCA is a sole member of these limited liability companies. Based on these requirements, HCA reports Mobile Heart USA, LLC, USA HCA OBGYN Services, LLC, USA HCA PBC, LLC, USA Health Industrial Medicine, LLC, USA Health IPA, LLC and USA Health, LLC as blended component units. The majority owned limited liability company, USA BC ASC Holdco, LLC, is anticipated to be an equity method investment. USA BC ASC Holdco, LLC also 100% owns USA Baldwin County ASC, LLC. There was no financial activity in this entity in the year ended September 30, 2021. Since inception, HCA's operations have been partially funded by the University, with total support amounting to \$25,765,000 during the year ended September 30, 2021 and \$10,478,000 during the year ended September 30, 2020. This support is reported in nonoperating expenses on the University's statements of revenues, expenses, and changes in net position. Due to the significance of the relationship between the University and HCA, the HCA is considered a component unit of the University. The accompanying statements of net position and statements of revenues, expenses, and changes in net position for HCA as of and for the years ended September 30, 2021 and 2020 are discretely presented.

(f) *University of South Alabama Foundation*

The University of South Alabama Foundation is a not-for-profit corporation that was organized for the purpose of promoting education, scientific research, and charitable purposes, and to assist in developing and advancing the University in furthering, improving, and expanding its properties, services, facilities, and activities. Because of the significance of the relationship between the University and the USA Foundation, the USA Foundation is considered a component unit of the University. The Board of Directors of the USA Foundation is not appointed or controlled by the University. The University receives distributions from the USA Foundation primarily for scholarship, faculty and other support. Total distributions received or accrued by the University for the years ended September 30, 2021 and 2020 were \$10,698,000 and \$10,280,000, respectively, and are included primarily in other nonoperating revenues and capital contributions and grants in the University's statements of revenues, expenses, and changes in net position. The USA Foundation presents its financial statements in accordance with standards issued by the Financial Accounting Standards Board (FASB). The USA Foundation is reported in separate financial statements because of the difference in the financial reporting format since the USA Foundation follows FASB rather than GASB pronouncements. The USA Foundation has a June 30 fiscal year end, which differs from the University's September 30 fiscal year end. In accordance with GASB Statement No. 14 and GASB Statement No. 61, the University has included the Foundation's statements as of June 30, 2021 and June 30, 2020 in the University's financial statements for the years ended September 30, 2021 and September 30, 2020, respectively. The accompanying consolidated statements of financial position and consolidated statements of activities and changes in net assets for the USA Foundation as of and for the years ended June 30, 2021 and 2020 are discretely presented.

(g) *USA Research and Technology Corporation*

USA Research and Technology Corporation is a not-for-profit corporation that exists for the purpose of furthering the educational and scientific mission of the University by developing, attracting, and retaining technology and research industries in Alabama that will provide professional and career opportunities to the University's students and faculty. Because of the significance of the relationship between the University and the Corporation, the Corporation is considered a component unit of the

UNIVERSITY OF SOUTH ALABAMA
(A Component Unit of the State of Alabama)
Notes to Basic Financial Statements
September 30, 2021 and 2020

University. The Corporation presents its financial statements in accordance with GASB. The accompanying statements of net position and statements of revenues, expenses, and changes in net position for the Corporation as of and for the years ended September 30, 2021 and 2020 are discretely presented.

(h) Measurement Focus and Basis of Accounting

For financial reporting purposes, the University is considered a special purpose governmental agency engaged only in business type activities, as defined by GASB Statement No. 34, *Basic Financial Statements – and Management’s Discussion and Analysis for State and Local Governments*, as amended by GASB Statement No. 35, *Basic Financial Statements and Management’s Discussion and Analysis for Public Colleges and Universities*. Accordingly, the University’s basic financial statements have been presented using the economic resources measurement focus and the accrual basis of accounting. Under the accrual basis, revenues are recognized when earned, and expenses are recorded when an obligation has been incurred.

(i) Use of Estimates

The preparation of financial statements in conformity with U.S. generally accepted accounting principles requires that management make estimates and assumptions affecting the reported amounts of assets and liabilities, revenues and expenses, as well as disclosure of contingent assets and liabilities. Actual results could differ from those estimates.

In particular, laws and regulations governing the Medicare and Medicaid programs are extremely complex and subject to interpretation. As a result, there is at least a reasonable possibility that recorded estimates related to these programs could change by a material amount in the near term.

(j) Cash and Cash Equivalents

Cash and cash equivalents are defined as petty cash, demand accounts, certificates of deposit, and any short-term investments that take on the character of cash. These investments have maturities of less than three months at the time of purchase and include repurchase agreements and money market accounts.

(k) Investments and Investment Income

The University reports the fair value of investments using the three-level hierarchy established under GASB Statement No. 72, *Fair Value Measurement and Application*. The fair value of alternative investments (low-volatility multi-strategy funds of funds) and certain private equity partnerships do not have readily ascertainable market values and the University values these investments in accordance with valuations provided by the general partners or fund managers of the underlying partnerships or companies, typically based on net asset value (NAV) of the partnership or commingled vehicle. Because some of these investments are not readily marketable, the estimated fair value is subject to uncertainty and, therefore, may differ from the fair value that would have been used had a ready market for the investment existed. Investments received by gift are recorded at fair value at the date of receipt. Changes in the fair value of investments are reported in net investment income.

UNIVERSITY OF SOUTH ALABAMA
(A Component Unit of the State of Alabama)
Notes to Basic Financial Statements
September 30, 2021 and 2020

(l) Derivatives

The University has adopted the provisions of GASB Statement No. 53, *Accounting and Financial Reporting for Derivative Instruments*. GASB Statement No. 53 establishes a framework for accounting and financial reporting related to derivative instruments, requiring the fair value of derivatives to be recognized in the basic financial statements. At September 30, 2021 and 2020, the University had two hedging derivative instruments, interest rate swaps, in effect. In accordance with hedge accounting, the changes in fair values of the interest rate swaps are reported as changes in deferred inflows and outflows and the fair values of the interest rate swaps are recognized in other long-term liabilities and deferred inflows and outflows on the statements of net position since the interest rate swaps were deemed effective.

(m) Deferred Outflows and Inflows of Resources

Deferred outflows of resources consist of employer contributions to the Teacher's Retirement System of Alabama and the Public Education Employees Health Insurance Plan subsequent to the plan's measurement dates, changes in proportion and differences between employer contributions and proportionate share of contributions related to the OPEB plan, changes in actuarial and other assumptions related to the pension plan, changes in the fair value of interest rate swaps and the loss on the defeasement of certain bond amounts.

Deferred inflows of resources consist of the proportionate share of the differences between expected and actual experience related to the pension plan, net difference between projected and actual earnings on pension and OPEB plan investments, changes of assumptions in the OPEB plan, changes in proportion and differences between employer contributions and proportionate share of contributions in pension and OPEB plans, changes in the fair values of interest rate swaps and gain on the refunding of certain bond amounts.

(n) Bond Premiums, Discounts, and Loss on Extinguishment Costs

Bond premiums, discounts, and loss on extinguishment costs associated with the issuance of certain bond series are capitalized and amortized over the life of the respective bond series on a straight-line basis in accordance with generally accepted accounting principles.

(o) Accounts Receivable

Patient receivables primarily result from hospital and ambulatory patient service revenues. Accounts receivable – other includes amounts due from students, the federal government, state and local governments, or private sources in connection with reimbursement of allowable expenditures made pursuant to the University's grants and contracts. Accounts and patient receivables are recorded net of estimated uncollectible amounts.

(p) Inventories

The University's inventories primarily consist of medical supplies and pharmaceuticals. Medical supplies and pharmaceuticals are stated at the lower of cost (first-in, first-out method) or market.

UNIVERSITY OF SOUTH ALABAMA
(A Component Unit of the State of Alabama)

Notes to Basic Financial Statements

September 30, 2021 and 2020

(q) Capital Assets

Capital assets are recorded at cost, if purchased, or, if donated, at fair value at the date of donation. Depreciation is provided over the estimated useful life of each class of depreciable assets using the straight-line method. Major renewals and renovations are capitalized. Costs for repairs and maintenance are expensed when incurred. When assets are retired or otherwise disposed of, the cost and related accumulated depreciation are removed from the accounts and the gain or loss, if any, is included in nonoperating revenues (expenses) in the statements of revenues, expenses, and changes in net position.

All capital assets other than land are depreciated using the following asset lives:

Buildings, infrastructure and certain building components	40 to 100 years
Fixed equipment	10 to 20 years
Land improvements	8 to 20 years
Library materials	10 years
Other equipment	4 to 15 years

Certain buildings are componentized for depreciation purposes.

Interest costs for certain constructed assets are capitalized as a component of the cost of acquiring those assets. The amount of interest capitalized for the years ended September 30, 2021 and 2020 was approximately \$3,677,000 and \$4,662,000, respectively.

The University evaluates impairment in accordance with GASB Statement No. 42, *Accounting and Financial Reporting for Impairment of Capital Assets and for Insurance Recoveries*. For the years ended September 30, 2021 and 2020, no impairments were recorded.

(r) Unrecognized Revenues

Student tuition, fees, and dormitory rentals are initially recorded as unrecognized revenues and then recognized over the applicable portion of each school term. In fiscal years 2020 and 2021, USA Health received Advanced Medicare funding, which is reported as unrecognized revenues in the 2020 and 2021 statements of net position.

(s) Cost Sharing Multiple-Employer Pension Plan

Employees of the University are covered by a cost sharing multiple-employer defined benefit pension plan (the Plan) administered by the Teachers' Retirement System of Alabama (TRS). The TRS financial statements are prepared using the economic resources measurement focus and accrual basis of accounting. Contributions are recognized as revenues when earned, pursuant to Plan requirements. Benefits and refunds are recognized as expenses when due and payable in accordance with the terms of the Plan. Expenses are recognized when the corresponding liability is incurred, regardless of when the payment is made. Investments are reported at fair value. Financial statements are prepared in accordance with requirements of the GASB. Under these requirements, the Plan is considered a

UNIVERSITY OF SOUTH ALABAMA
(A Component Unit of the State of Alabama)
Notes to Basic Financial Statements
September 30, 2021 and 2020

component unit of the State of Alabama and is included in the State's Comprehensive Annual Financial Report.

(t) Postemployment Benefits Other Than Pensions (OPEB)

Employees of the University are covered by a cost sharing multiple-employer other post employment benefit plan administered by the Alabama Retired Education Employees Health Care Trust (Trust). The Trust's financial statements are prepared using the economic resources measurement focus and accrual basis of accounting. This includes for purposes of measuring the net OPEB liability, deferred outflows of resources and deferred inflows of resources related to OPEB, and OPEB expense, information about the fiduciary net position of the Trust and additions to/deductions from the Trust's fiduciary net position. Plan member contributions are recognized in the period in which the contributions are due. Employer contributions are recognized when due pursuant to plan requirements. Benefits are recognized when due and payable in accordance with the terms of the Plan. In accordance with GASB, the Trust is considered a component unit of the State of Alabama and is included in the State's Comprehensive Annual Financial Report.

(u) Classification of Net Position

The University's net position is classified as follows:

Net investment in capital assets reflects the University's total investment in capital assets, net of outstanding debt obligations related to those capital assets. To the extent debt has been incurred but not yet expended for capital assets, such debt is excluded from the calculation of *net investment in capital assets*.

Restricted, nonexpendable net position consists of endowment and similar type funds for which donors or other outside sources have stipulated, as a condition of the gift instrument, that the principal is to be maintained inviolate and in perpetuity, and invested for the purpose of producing present and future income, which may either be expended or added to principal.

Restricted, expendable net position includes resources that the University is legally or contractually obligated to spend in accordance with restrictions imposed by external parties.

Unrestricted net position represents resources derived from student tuition and fees, state appropriations, patient service revenues, sales and services of educational activities and auxiliary enterprises. Auxiliary enterprises are substantially self-supporting activities that provide services for students, faculty and staff. While unrestricted net position may be designated for specific purposes by action of management or the Board of Trustees, they are available for use at the discretion of the governing board to meet current expenses for any purpose. Substantially all unrestricted net position is designated for academic and research programs and initiatives and capital programs.

When an expense is incurred that can be paid using either restricted or unrestricted resources, the University addresses each situation on a case-by-case basis prior to determining the resources to be used to satisfy the obligation.

UNIVERSITY OF SOUTH ALABAMA
(A Component Unit of the State of Alabama)

Notes to Basic Financial Statements

September 30, 2021 and 2020

(v) *Scholarship Allowances and Student Financial Aid*

Student tuition and fees, and certain other revenues from students, are reported net of scholarship discounts and allowances in the statements of revenues, expenses, and changes in net position. Scholarship discounts and allowances are the difference between the stated charge for goods and services provided by the University and the amount paid by students and/or third parties making payments on the students' behalf. Certain governmental grants, such as Pell grants and other federal, state, or nongovernmental programs are recorded as either operating or nonoperating revenues in the University's basic financial statements based on their classification as either an exchange or a nonexchange transaction. To the extent that revenues from such programs satisfy tuition and fees and certain other student charges, the University has recorded a scholarship discount and allowance.

(w) *Donor Restricted Endowments*

The University is subject to the "Uniform Prudent Management of Institutional Funds Act" (UPMIFA) of the Code of Alabama. This law allows the University, unless otherwise restricted by the donor, to spend net appreciation, realized and unrealized, of the endowment assets. The law also allows the University to appropriate for expenditure or accumulate to an endowment fund such amounts as the University determines to be prudent for the purposes for which the endowment fund was established. The University's endowment spending policy provides that 4.5% of the five-year invested net asset moving average value (inclusive of net realized and unrealized gains and losses), as measured at September 30, is available annually for spending. The University's policy is to retain the endowment net interest and dividend income and net realized and unrealized appreciation with the endowment after distributions allowed by the spending policy have been made. These amounts, unless otherwise directed by the donor, are included in restricted expendable net position.

(x) *Classification of Revenues*

The University has classified its revenues as either operating or nonoperating revenues.

Operating revenues include activities that have the characteristics of exchange transactions such as student tuition and fees, net of scholarship discounts and allowances; patient service revenues, net of provision for bad debts; most federal, state, and local grants and contracts; and sales and services of auxiliary enterprises, net of scholarship allowances.

Nonoperating revenues include activities that have the characteristics of nonexchange transactions, such as state appropriations, investment income and gifts and contributions.

(y) *Gifts and Pledges*

Pledges of financial support from organizations and individuals representing an unconditional promise to give are recognized in the basic financial statements once all eligibility requirements, including time requirements, have been met. In the absence of such a promise, revenue is recognized when the gift is received. Endowment pledges generally do not meet eligibility requirements, as defined by GASB Statement No. 33, *Accounting and Financial Reporting for Nonexchange Transactions*, and are not recorded as assets until the related gift has been received. Unconditional promises that are expected to be collected in future years are recorded at the present value of the estimated future cash flows.

UNIVERSITY OF SOUTH ALABAMA
(A Component Unit of the State of Alabama)
Notes to Basic Financial Statements
September 30, 2021 and 2020

(z) Grants and Contracts

The University has been awarded grants and contracts for which funds have not been received or expenditures made for the purpose specified in the award. These awards have not been reflected in the basic financial statements, but represent commitments of sponsors to provide funds for specific research or training projects. For grants that have allowable cost provisions, the revenue will be recognized as the related expenditures are made. For grants with work completion requirements, the revenue is recognized as the work is completed. For grants without either of the above requirements, the revenue is recognized as it is received.

(aa) Patient Service Revenues and Electronic Health Records Incentive Program

Patient service revenues are reported at estimated net realizable amounts due from patients, third-party payers and others for healthcare services rendered, including estimated retroactive revenue adjustments due to future audits, reviews and investigations. Retroactive adjustments are considered in the recognition of revenue on an estimated basis in the period the related services are rendered and such amounts are adjusted in future periods, as adjustments become known or as years are no longer subject to such audits, reviews and investigations.

(bb) Compensated Absences

The University accrues annual leave for employees as incurred at rates based upon length of service and job classification.

(cc) Recently Adopted Accounting Pronouncements

In 2021, the University adopted the provisions of GASB Statement No. 84, *Fiduciary Activities*, which addresses the criteria for identifying fiduciary activities of all state and local governments. The University also adopted provisions of GASB Statement, No. 90, *Majority Equity Interests*, in 2021. This Statement specifies that a majority equity interest in a legally separate organization should be reported as an investment using the equity method, with certain exceptions, if a government holding of the equity interest meets the definition of an investment. There was no significant impact to the University in 2021 related to these statements.

In 2020, the University adopted the provisions of GASB Statement No. 88, *Certain Disclosures Related to Debt, Including Direct Borrowings and Direct Placements*, which updates the information that is disclosed in the financial statements related to debt. There was no significant impact to the University in the adoption of this statement.

(2) Income Taxes

The University is classified as both a governmental entity under the laws of the State of Alabama and as a tax-exempt entity under Section 501(a) of the Internal Revenue Code as an organization described in Section 501(c)(3). Consistent with these designations, no provision for income taxes has been made in the accompanying basic financial statements.

In addition, the University's discretely presented component units, except for HCA, are tax-exempt entities under Section 501(a) of the Internal Revenue Code as organizations described in Section 501(c)(3). The

UNIVERSITY OF SOUTH ALABAMA
(A Component Unit of the State of Alabama)

Notes to Basic Financial Statements

September 30, 2021 and 2020

income of HCA is excluded from federal and state income taxation pursuant to the provisions of Section 115(1) of the Internal Revenue Code. Consistent with these designations, no provision for income taxes has been made in the accompanying discretely presented component unit financial statements.

(3) Cash and Cash Equivalents

Pursuant to the Security for Alabama Funds Enhancement Act, funds on deposit may be placed in an institution designated as a qualified public depository (QPD) by the State of Alabama. QPD institutions pledge securities to a statewide collateral pool administered by the State Treasurer's office. Such financial institutions contribute to this collateral pool in amounts proportionate to the total amount of public fund deposits at their respective institutions. The securities are held at the Federal Reserve Bank and are designated for the State of Alabama. Additional collateral was not required for University funds on deposit with QPD institutions. At September 30, 2021 and 2020, the net public deposits subject to collateral requirements for all institutions participating in the pool totaled approximately \$16.5 billion and \$14.2 billion, respectively. The University had cash and cash equivalents, including restricted cash and cash equivalents, in the pool of \$289,325,000 and \$288,378,000 at September 30, 2021 and 2020, respectively.

At September 30, 2021, restricted cash and cash equivalents consist of \$2,586,000 related to cash included in the PLTF and GLTF to pay insurance liability claims, \$56,972,000 of unspent proceeds from the issuance of University bonds for capital purchases as outlined in the bond indenture, \$11,287,000 related to collateral requirements of interest rate swaps, \$9,129,000 related to restricted donations related to certain capital projects, and \$2,287,000 related to endowment funds. At September 30, 2020, restricted cash and cash equivalents consist of \$1,183,000 related to cash included in the PLTF and GLTF to pay insurance liability claims, \$31,958,000 of unspent proceeds from the issuance of University bonds for capital purchases as outlined in the bond indenture, \$9,468,000 related to collateral requirements of interest rate swaps, \$6,887,000 related to restricted donations related to certain capital projects, and \$1,309,000 related to endowment funds.

(4) Investments

(a) University of South Alabama

The investments of the University are invested pursuant to the University of South Alabama "Nonendowment Cash Pool Investment Policies," the "Endowment Fund Investment Policy," and the "Derivatives Policy" (collectively referred to as the University Investment Policies) as adopted by the Board of Trustees. The purpose of the nonendowment cash pool investment policy is to provide guidelines by which commingled funds not otherwise needed to meet daily operational cash flows can be invested to earn a maximum return, yet still maintain sufficient liquidity to meet fluctuations in the inflows and outflows of University operational funds. Further, endowment fund investment policies exist to provide earnings to fund specific projects of the endowment fund, while preserving principal. The University Investment Policies require that management apply the "prudent person" standard in the context of managing its investment portfolio.

The investments of the blended component units of the University are invested pursuant to the separate investment policy shared by the PLTF and GLTF (the Trust Fund Investment Policy.) The objectives of the Trust Fund Investment Policy are to provide a source of funds to pay general and professional liability claims and to achieve long-term capital growth to help defray future funding

UNIVERSITY OF SOUTH ALABAMA
(A Component Unit of the State of Alabama)

Notes to Basic Financial Statements

September 30, 2021 and 2020

requirements. Additionally, certain investments of the University's component units, both blended and discretely presented, are subject to The Uniform Prudent Management of Institutional Funds Act (UPMIFA) as well as any requirements placed on them by contract or donor agreements.

Certain investments, primarily related to the University's endowment assets, are pooled. The University uses this pool to manage its investments and distribute investment income to individual endowment funds.

Investments and restricted investments of the University, by type, at fair value, are as follows at September 30, 2021 and 2020 (in thousands):

	<u>2021</u>	<u>2020</u>
U.S. Treasury securities	\$ 13,202	12,033
U.S. federal agency notes	58,057	73,994
Commingled equity funds	117,826	92,882
Commingled fixed income funds	90,056	42,127
Marketable equity securities	54,701	36,728
Marketable debt securities	12,394	12,749
Private equity	21,514	14,805
Managed income alternative investments (low-volatility multi-strategy funds of funds)	<u>42,618</u>	<u>36,126</u>
	<u>\$ 410,368</u>	<u>321,444</u>

At September 30, 2021 and 2020, restricted investments consist of endowment funds, funds held in the PLTF and GLTF to pay insurance liability claims and funds related to collateral requirements of the interest rate swaps.

At September 30, 2021 and 2020, \$42,307,000 and \$28,113,000, respectively, of cumulative appreciation in fair value of investments of donor-restricted endowments was recognized and is included in restricted expendable net position in the accompanying statements of net position.

The University invests in several private equity funds. At September 30, 2021, the University had capital commitments to those funds of \$5,344,000.

(i) *Credit Risk and Concentration of Credit Risk*

Nonendowment Cash Pool Investment Policy

The University Investment Policies limit investment in corporate bonds to securities with a minimum "A" rating, at the time of purchase, by both Moody's and Standard and Poor's. Investments in corporate paper are limited to issuers with a minimum quality rating of P-1 by Moody's, A-1 by Standard and Poor's or F-1 by Fitch.

UNIVERSITY OF SOUTH ALABAMA
(A Component Unit of the State of Alabama)

Notes to Basic Financial Statements

September 30, 2021 and 2020

Additionally, the University Investment Policies require that not more than 10% of the cash, cash equivalents and investments of the University be invested in the obligations of a single private corporation and not more than 35% of the cash, cash equivalents and investments of the University be invested in the obligations of a single government agency.

Endowment Fund Investment Policy

The University Investment Policies limit investment in fixed income securities to securities with a minimum "BAA" rating, at the time of purchase, by both Moody's and Standard and Poor's. Money Market Funds selected shall contain securities whose credit rating at the absolute minimum would be rated investment grade by Standard and Poor's, and/or Moody's. Investment in fixed income securities within the fixed income portfolio shall be restricted to only investment grade bonds rated "BAA" or higher. Any investment in below investment grade bonds shall be considered an equity or fixed income alternative investment.

Additionally, the University Investment Policies require that not more than 5% of the Endowment Fund assets of the University be allocated to an individual investment manager and no more than 25% of the Endowment Fund assets be allocated to a "Funds of Funds" or multi-manager fund.

UNIVERSITY OF SOUTH ALABAMA
(A Component Unit of the State of Alabama)

Notes to Basic Financial Statements

September 30, 2021 and 2020

The University's exposure to credit risk and concentration of credit risk at September 30, 2021 and 2020 is as follows:

	2021	
	Credit rating	Percentage of total investments
Federal National Mortgage Association	AAA	1.3 %
Federal Home Loan Mortgage Corporation	AAA	3.1
Federal Home Loan Banks	AAA	4.9
Federal Farm Credit Banks Funding Corporation	AAA	4.9
Common Fund Bond Fund	A+	5.2
PIMCO Pooled Bond Fund	BAA+/AA/A	12.6
MSIFT Ultra Fixed Income Funds	AAAf	4.1
US Treasury securities	AAA	3.2
Marketable debt securities	BBB- to AAA	3.0

	2020	
	Credit rating	Percentage of total investments
Federal National Mortgage Association	AAA	4.9 %
Federal Home Loan Mortgage Corporation	AAA	13.5
Federal Farm Credit Banks Funding Corporation	AAA	3.1
Common Fund Bond Fund	AAA	6.5
PIMCO Pooled Bond Fund	BAA+/AA/A	6.6
US Treasury securities	AAA/AA+	3.7
Marketable debt securities	BBB- to AAA	4.0

UNIVERSITY OF SOUTH ALABAMA
(A Component Unit of the State of Alabama)

Notes to Basic Financial Statements

September 30, 2021 and 2020

(ii) *Interest Rate Risk*

At September 30, 2021 and 2020, the maturity dates of the University's fixed income investments are as follows (in thousands):

	2021				
	Fair value	Years to maturity			
		Less than 1	1-5	6-10	More than 10
U.S. Treasury securities	\$ 13,202	1,201	6,848	5,153	—
U.S. federal agency notes	58,057	—	45,183	4,984	7,890
Marketable debt securities	12,394	1,634	5,084	5,278	398
Commingled fixed income funds	90,056	33,425	31,700	3,660	21,270
	<u>\$ 173,709</u>	<u>36,260</u>	<u>88,815</u>	<u>19,075</u>	<u>29,558</u>

	2020				
	Fair value	Years to maturity			
		Less than 1	1-5	6-10	More than 10
U.S. Treasury securities	\$ 12,033	1,938	4,263	5,832	—
U.S. federal agency notes	73,994	—	65,666	—	8,328
Marketable debt securities	12,749	1,805	6,204	4,163	577
Commingled fixed income funds	42,127	1,379	1,501	3,467	35,780
	<u>\$ 140,903</u>	<u>5,122</u>	<u>77,634</u>	<u>13,462</u>	<u>44,685</u>

Commingled fixed income funds are classified based on the weighted average maturity of the individual investment instruments within each fund.

The University's Investment Policies do not specifically address the length to maturity on investments which the University must follow; however, they do require that the maturity range of investments be consistent with the liquidity requirements of the University.

(iii) *Custodial Credit Risk*

Custodial credit risk is the risk that, in the event of a failure of the counterparty to a transaction, an organization will not be able to recover the value of investment or collateral securities that are in the possession of an outside party. The University's investments are held by third party institutions in the name of the University. The University's Investment Policies do not specifically address custodial credit risk.

(iv) *Mortgage-Backed Securities*

The University, from time to time, invests in mortgage-backed securities such as the Federal Home Loan Mortgage Corporation (FHLMC), the Federal National Mortgage Association (FNMA), and other government sponsored enterprises of the United States government. The University invests in these

UNIVERSITY OF SOUTH ALABAMA
(A Component Unit of the State of Alabama)
Notes to Basic Financial Statements
September 30, 2021 and 2020

securities to increase the yield and return on its investment portfolio given the available alternative investment opportunities.

(v) *Fair Value Measurement*

Fair value measurements represent the price that would be received to sell an asset or paid to transfer a liability in an orderly transaction between market participants at the measurement date. The University measures and records its investments using fair value measurement guidelines established by GASB Statement No. 72. These guidelines prioritize the inputs of valuation techniques used to measure fair value, as follows:

- Level 1: Quoted prices for identical investments in active markets;
- Level 2: Observable inputs other than quoted market prices; and,
- Level 3: Unobservable inputs

The level in the fair value hierarchy that determines the classification of an asset or liability depends on the lowest level input that is significant to the fair value measurement. Observable inputs are derived from quoted market prices for assets or liabilities traded on an active market where there is sufficient activity to determine a readily determinable market price. Investments that are not traded on an active exchange and do not have a quoted market price are classified as unobservable inputs. The University's assets that have unobservable inputs consist of the investment in real estate, with fair value based on an independent third party appraisal performed by qualified appraisers specializing in real estate investments, and of investments in private capital, with fair value determined by the investment managers and primarily utilizes management assumptions and best estimates after considering internal and external factors. Other assets included in the University's investment portfolio with unobservable inputs are the shares or units in certain partnerships or other commingled funds that do not have readily determinable fair values. For these funds, fair value is estimated using the net asset value reported by the investment managers as a practical expedient to fair value. Such investments have not been categorized within the fair value hierarchy. The fair value amounts presented in this table are intended to permit reconciliation of the fair value hierarchy to the amounts presented in the statements of net position.

UNIVERSITY OF SOUTH ALABAMA
(A Component Unit of the State of Alabama)

Notes to Basic Financial Statements

September 30, 2021 and 2020

The following tables summarize the fair value measurements for all investment assets and liabilities carried at fair value as of September 30, 2021 and 2020 (in thousands):

<u>Description</u>	<u>Asset fair value measurements at September 30, 2021</u>			
	<u>Level 1</u>	<u>Level 2</u>	<u>Level 3</u>	<u>Total</u>
U.S. Treasury securities	\$ 13,202	—	—	13,202
U.S. federal agency notes	—	58,057	—	58,057
Commingled equity funds	67,833	49,993	—	117,826
Commingled fixed income funds	68,786	21,270	—	90,056
Marketable equity securities	54,701	—	—	54,701
Marketable debt securities	12,394	—	—	12,394
Private equity	—	—	19,510	19,510
Total investments at fair value	\$ <u>216,916</u>	<u>129,320</u>	<u>19,510</u>	365,746
Investments measured at NAV:				
Private equity				2,004
Managed income alternative investments (low volatility multi-strategy funds of funds)				<u>42,618</u>
Total investments			\$	<u>410,368</u>

<u>Description</u>	<u>Liability fair value measurements at September 30, 2021</u>			
	<u>Level 1</u>	<u>Level 2</u>	<u>Level 3</u>	<u>Total</u>
Interest rate exchange agreements	\$ —	38,317	—	38,317

UNIVERSITY OF SOUTH ALABAMA
(A Component Unit of the State of Alabama)

Notes to Basic Financial Statements

September 30, 2021 and 2020

<u>Description</u>	<u>Asset fair value measurements at September 30, 2020</u>			
	<u>Level 1</u>	<u>Level 2</u>	<u>Level 3</u>	<u>Total</u>
U.S. Treasury securities	\$ 12,033	—	—	12,033
U.S. federal agency notes	—	73,994	—	73,994
Commingled equity funds	54,336	38,546	—	92,882
Commingled fixed income funds	21,183	20,944	—	42,127
Marketable equity securities	36,728	—	—	36,728
Marketable debt securities	12,749	—	—	12,749
Private equity	—	—	13,473	13,473
Total investments at fair value	<u>\$ 137,029</u>	<u>133,484</u>	<u>13,473</u>	283,986
Investments measured at NAV:				
Private equity				1,332
Managed income alternative investments (low volatility multi-strategy funds of funds)				<u>36,126</u>
Total investments			<u>\$</u>	<u>321,444</u>

<u>Description</u>	<u>Liability fair value measurements at September 30, 2020</u>			
	<u>Level 1</u>	<u>Level 2</u>	<u>Level 3</u>	<u>Total</u>
Interest rate exchange agreements	\$ —	50,162	—	50,162

A rollforward schedule of amounts for Level 3 financial instruments for the fiscal years ended September 30, 2021 and 2020 is as follows (in thousands):

<u>Description</u>	<u>Private equity</u>	
	<u>2021</u>	<u>2020</u>
Beginning balance	\$ 13,473	11,638
Purchases	1,674	790
Net realized/unrealized gains (losses)	5,408	1,477
Sales	<u>(1,045)</u>	<u>(432)</u>
Ending balance	<u>\$ 19,510</u>	<u>13,473</u>

UNIVERSITY OF SOUTH ALABAMA
(A Component Unit of the State of Alabama)

Notes to Basic Financial Statements

September 30, 2021 and 2020

(b) University of South Alabama Foundation

Investments in securities consist primarily of equity securities totaling \$238,006,000 and \$157,457,000 at June 30, 2021 and 2020, respectively.

Investment income was comprised of the following for the years ended June 30, 2021 and 2020 (in thousands):

	2021	2020
Unrealized gains	\$ 54,502	7,651
Realized gains	6,754	3,096
Timber sales	2,660	3,190
Interest and dividends	2,458	2,182
Rents	753	705
Royalties	62	63
	\$ 67,189	16,887

Investment related expenses in the amounts of \$437,000 and \$368,000 are included in the USA Foundation's management and general expenses in the accompanying consolidated statements of activities and changes in net assets for the years ended June 30, 2021 and 2020, respectively.

Real estate at June 30, 2021 and 2020 consisted of the following property held (in thousands):

	2021	2020
Land and land improvements – held for investment	\$ 18,826	52,423
Building and building improvements – held for investment	1,078	1,032
	\$ 19,904	53,455

Timber and mineral properties are stated at fair value. Depletion of mineral properties is recognized over the remaining producing lives of the properties based on total estimated production and current-period production. Depletion of timber properties is recognized on a specific identification basis as timber rights are sold or on a unit basis for sales made on that basis. Reforestation costs consisting of site preparation and planting of seedlings are capitalized.

Investments at June 30, 2021 and 2020, include an equity interest in a timberland management company. The company's primary assets consist of timberland. The Foundation's proportionate share of the fair value of the company is based upon the valuation from the trustee responsible for the management of the company and the timber valuation.

The USA Foundation has adopted Accounting Standards Codification (ASC) 820, *Fair Value Measurement and Disclosures*. ASC 820 provides a single definition of fair value and a hierarchical

UNIVERSITY OF SOUTH ALABAMA
(A Component Unit of the State of Alabama)

Notes to Basic Financial Statements

September 30, 2021 and 2020

framework for measuring it, as well as establishing additional disclosure requirements about the use of fair value to measure assets and liabilities. Fair value measurements are classified as either observable or unobservable in nature. Observable fair values are derived from quoted market prices for investments traded on an active exchange or in dealer markets where there is sufficient activity and liquidity to allow price discovery by substantially all market participants (Level 1). The USA Foundation's observable values consist of investments in exchange-traded equity securities with a readily determinable market price. Other observable values are fair value measurements derived either directly or indirectly from quoted market prices (Level 2). Investments that are not traded on an active exchange and do not have a quoted market price are classified as unobservable (Level 3). The USA Foundation's unobservable values consist of investments in timber and real estate with fair values based on independent third-party appraisals performed by qualified appraisers specializing in timber and real estate investments.

The USA Foundation's investment assets at June 30, 2021 and 2020, are summarized based on the criteria of ASC 820 as follows (in thousands):

<u>Description</u>	<u>Fair value measurements at June 30, 2021</u>			
	<u>Level 1</u>	<u>Level 2</u>	<u>Level 3</u>	<u>Total</u>
Equity securities	\$ 134,997	—	—	134,997
Timber and mineral properties	—	—	171,385	171,385
Real estate	—	—	19,904	19,904
Other investments	—	—	5,809	5,809
	<u>\$ 134,997</u>	<u>—</u>	<u>197,098</u>	<u>332,095</u>
Investment in Commonfund measured at NAV				<u>103,009</u>
			<u>\$</u>	<u><u>435,104</u></u>

UNIVERSITY OF SOUTH ALABAMA
(A Component Unit of the State of Alabama)

Notes to Basic Financial Statements

September 30, 2021 and 2020

Description	Fair value measurements at June 30, 2020			
	Level 1	Level 2	Level 3	Total
Equity securities	\$ 105,487	—	—	105,487
Timber and mineral properties	—	—	168,063	168,063
Real estate	—	—	53,455	53,455
Other investments	—	—	5,811	5,811
	<u>\$ 105,487</u>	<u>—</u>	<u>227,329</u>	<u>332,816</u>
Investment in Commonfund measured at NAV				<u>51,970</u>
				<u>\$ 384,786</u>

For the years ended June 30, 2021 and 2020, activity in investment assets valued at fair value based on unobservable values is as follows (in thousands):

Description	2021			
	Timber and mineral properties	Real estate	Other investments	Total
Beginning balance	\$ 168,063	53,455	5,811	227,329
Net unrealized gains (losses)	7,184	(2,571)	(2)	4,611
Reforestation	295	—	—	295
Purchase of timberland	—	14	—	14
Sale of real estate	—	(30,959)	—	(30,959)
Depreciation/depletion	(4,157)	(35)	—	(4,192)
Ending balance	<u>\$ 171,385</u>	<u>19,904</u>	<u>5,809</u>	<u>197,098</u>

UNIVERSITY OF SOUTH ALABAMA
(A Component Unit of the State of Alabama)
Notes to Basic Financial Statements
September 30, 2021 and 2020

2020				
Description	Timber and mineral properties	Real estate	Other investments	Total
Beginning balance	\$ 164,307	61,508	5,809	231,624
Net unrealized gains (losses)	8,030	(8,019)	2	13
Reforestation	351	—	—	351
Purchase of timberland	20	—	—	20
Sale of timberland	(160)	—	—	(160)
Depreciation/depletion	(4,485)	(34)	—	(4,519)
Ending balance	\$ 168,063	53,455	5,811	227,329

As of June 30, 2021, the USA Foundation has no outstanding commitments to purchase securities or other investments. Additionally, substantially all of the USA Foundation's equity securities at June 30, 2021 are considered readily liquid. Timber and mineral properties, real estate, and other investments are generally considered illiquid.

UNIVERSITY OF SOUTH ALABAMA
(A Component Unit of the State of Alabama)

Notes to Basic Financial Statements

September 30, 2021 and 2020

(5) Capital Assets

(a) University of South Alabama

A summary of the University's capital asset activity for the years ended September 30, 2021 and 2020 follows (in thousands):

	2021				Ending balance
	Beginning balance	Additions	Transfers	Reductions	
Capital assets not being depreciated:					
Land and other	\$ 28,722	1,394	27	—	30,143
Construction-in-progress	149,675	41,907	(115,399)	—	76,183
	<u>178,397</u>	<u>43,301</u>	<u>(115,372)</u>	<u>—</u>	<u>106,326</u>
Capital assets being depreciated:					
Land improvements	58,176	1,781	11,872	—	71,829
Buildings, fixed equipment, and infrastructure	857,612	16,230	101,201	(33)	975,010
Other equipment	250,432	12,419	2,299	(3,343)	261,807
Library materials	82,438	5,372	—	—	87,810
	<u>1,248,658</u>	<u>35,802</u>	<u>115,372</u>	<u>(3,376)</u>	<u>1,396,456</u>
Less accumulated depreciation for:					
Land improvements	(27,477)	(3,180)	—	—	(30,657)
Buildings, fixed equipment, and infrastructure	(344,332)	(27,602)	(80)	33	(371,981)
Other equipment	(172,521)	(20,704)	80	2,928	(190,217)
Library materials	(64,641)	(3,475)	—	—	(68,116)
	<u>(608,971)</u>	<u>(54,961)</u>	<u>—</u>	<u>2,961</u>	<u>(660,971)</u>
Capital assets being depreciated, net	<u>639,687</u>	<u>(19,159)</u>	<u>115,372</u>	<u>(415)</u>	<u>735,485</u>
Capital assets, net	<u>\$ 818,084</u>	<u>24,142</u>	<u>—</u>	<u>(415)</u>	<u>841,811</u>

At September 30, 2021, the University had commitments of approximately \$28,969,000 related to various construction projects.

UNIVERSITY OF SOUTH ALABAMA
(A Component Unit of the State of Alabama)

Notes to Basic Financial Statements

September 30, 2021 and 2020

	2020				
	<u>Beginning balance</u>	<u>Additions</u>	<u>Transfers</u>	<u>Reductions</u>	<u>Ending balance</u>
Capital assets not being depreciated:					
Land and other	\$ 24,382	4,331	9	—	28,722
Construction-in-progress	97,030	83,432	(30,787)	—	149,675
	<u>121,412</u>	<u>87,763</u>	<u>(30,778)</u>	<u>—</u>	<u>178,397</u>
Capital assets being depreciated:					
Land improvements	48,408	1,020	8,748	—	58,176
Buildings, fixed equipment, and infrastructure	838,191	7,857	19,131	(7,567)	857,612
Other equipment	243,278	9,799	2,899	(5,544)	250,432
Library materials	78,757	3,681	—	—	82,438
	<u>1,208,634</u>	<u>22,357</u>	<u>30,778</u>	<u>(13,111)</u>	<u>1,248,658</u>
Less accumulated depreciation for:					
Land improvements	(25,128)	(2,349)	—	—	(27,477)
Buildings, fixed equipment, and infrastructure	(325,100)	(25,352)	—	6,120	(344,332)
Other equipment	(158,694)	(19,183)	—	5,356	(172,521)
Library materials	(61,323)	(3,318)	—	—	(64,641)
	<u>(570,245)</u>	<u>(50,202)</u>	<u>—</u>	<u>11,476</u>	<u>(608,971)</u>
Capital assets being depreciated, net	<u>638,389</u>	<u>(27,845)</u>	<u>30,778</u>	<u>(1,635)</u>	<u>639,687</u>
Capital assets, net	<u>\$ 759,801</u>	<u>59,918</u>	<u>—</u>	<u>(1,635)</u>	<u>818,084</u>

At September 30, 2020, the University had commitments of approximately \$14,513,000 related to various construction projects.

UNIVERSITY OF SOUTH ALABAMA
(A Component Unit of the State of Alabama)

Notes to Basic Financial Statements

September 30, 2021 and 2020

(b) USA Research and Technology Corporation

Changes in capital assets for the years ended September 30, 2021 and 2020 are as follows (in thousands):

	2021				Ending balance
	Beginning balance	Additions	Transfers	Reductions	
Land	\$ 223	—	—	—	223
Land improvements	1,985	—	—	—	1,985
Buildings	28,465	88	—	(34)	28,519
Tenant improvements	1,975	438	596	(520)	2,489
Other equipment	381	20	—	(11)	390
Construction in progress - nondepreciable	—	712	(596)	—	116
	<u>33,029</u>	<u>1,258</u>	<u>—</u>	<u>(565)</u>	<u>33,722</u>
Less accumulated depreciation for:					
Land improvements	(1,500)	(95)	—	—	(1,595)
Buildings	(10,249)	(749)	—	34	(10,964)
Tenant improvements	(1,233)	(241)	—	520	(954)
Other equipment	(309)	(32)	—	9	(332)
	<u>(13,291)</u>	<u>(1,117)</u>	<u>—</u>	<u>563</u>	<u>(13,845)</u>
Capital assets, net \$	<u>19,738</u>	<u>141</u>	<u>—</u>	<u>(2)</u>	<u>19,877</u>

UNIVERSITY OF SOUTH ALABAMA
(A Component Unit of the State of Alabama)

Notes to Basic Financial Statements

September 30, 2021 and 2020

	2020				
	<u>Beginning balance</u>	<u>Additions</u>	<u>Transfers</u>	<u>Reductions</u>	<u>Ending balance</u>
Land	\$ 223	—	—	—	223
Land improvements	1,985	—	—	—	1,985
Buildings	28,452	13	—	—	28,465
Tenant improvements	1,974	4	—	(3)	1,975
Other equipment	387	—	—	(6)	381
Construction in progress - nondepreciable	10	—	—	(10)	—
	<u>33,031</u>	<u>17</u>	<u>—</u>	<u>(19)</u>	<u>33,029</u>
Less accumulated depreciation for:					
Land improvements	(1,406)	(94)	—	—	(1,500)
Buildings	(9,502)	(747)	—	—	(10,249)
Tenant improvements	(1,001)	(233)	—	1	(1,233)
Other equipment	(282)	(32)	—	5	(309)
	<u>(12,191)</u>	<u>(1,106)</u>	<u>—</u>	<u>6</u>	<u>(13,291)</u>
Capital assets, net \$	<u>20,840</u>	<u>(1,089)</u>	<u>—</u>	<u>(13)</u>	<u>19,738</u>

UNIVERSITY OF SOUTH ALABAMA
(A Component Unit of the State of Alabama)
Notes to Basic Financial Statements
September 30, 2021 and 2020

(c) Health Care Authority

A summary of HCA's capital assets activity for the years ended September 30, 2021 and 2020 follows:

	2021				Ending balance
	Beginning balance	Additions	Transfers	Reductions	
Capital assets not being depreciated:					
Construction in progress	395	2,245	(395)	—	2,245
Works of art	\$ 1	—	—	—	1
	<u>396</u>	<u>2,245</u>	<u>(395)</u>	<u>—</u>	<u>2,246</u>
Capital assets being depreciated:					
Leasehold improvements	271	348	395	—	1,014
Equipment	2,039	1,328	—	—	3,367
Computer software	51	78	—	—	129
	<u>2,361</u>	<u>1,754</u>	<u>395</u>	<u>—</u>	<u>4,510</u>
Less accumulated depreciation for:					
Leasehold improvements	(34)	(51)	—	—	(85)
Equipment	(790)	(517)	—	—	(1,307)
Computer software	(1)	(15)	—	—	(16)
	<u>(825)</u>	<u>(583)</u>	<u>—</u>	<u>—</u>	<u>(1,408)</u>
Capital assets being depreciated, net	<u>1,536</u>	<u>1,171</u>	<u>—</u>	<u>—</u>	<u>3,102</u>
Capital assets, net	<u>\$ 1,932</u>	<u>3,416</u>	<u>—</u>	<u>—</u>	<u>5,348</u>

At September 30, 2021, HCA had commitments of \$133,733 related to various construction projects.

UNIVERSITY OF SOUTH ALABAMA
(A Component Unit of the State of Alabama)

Notes to Basic Financial Statements

September 30, 2021 and 2020

	2020				Ending balance
	Beginning balance	Additions	Transfers	Reductions	
Capital assets not being depreciated:					
Construction in progress	240	155	—	—	395
Works of art	\$ —	1	—	—	1
	<u>240</u>	<u>156</u>	<u>—</u>	<u>—</u>	<u>396</u>
Capital assets being depreciated:					
Leasehold improvements	56	215	—	—	271
Equipment	1,716	323	—	—	2,039
Computer software	—	51	—	—	51
	<u>1,772</u>	<u>589</u>	<u>—</u>	<u>—</u>	<u>2,361</u>
Less accumulated depreciation for:					
Leasehold improvements	(13)	(21)	—	—	(34)
Equipment	(397)	(393)	—	—	(790)
Computer software	—	(1)	—	—	(1)
	<u>(410)</u>	<u>(415)</u>	<u>—</u>	<u>—</u>	<u>(825)</u>
Capital assets being depreciated, net	<u>1,362</u>	<u>174</u>	<u>—</u>	<u>—</u>	<u>1,536</u>
Capital assets, net	<u>\$ 1,602</u>	<u>330</u>	<u>—</u>	<u>—</u>	<u>1,932</u>

At September 30, 2020, HCA had commitments of \$51,419 related to various construction projects.

UNIVERSITY OF SOUTH ALABAMA
(A Component Unit of the State of Alabama)

Notes to Basic Financial Statements

September 30, 2021 and 2020

(6) Noncurrent Liabilities

A summary of the University's noncurrent liability activity for the years ended September 30, 2021 and 2020 follows (in thousands):

	2021					
	Beginning balance	Additions	Reductions	Ending balance	Less amounts due within one year	Noncurrent liabilities
Long-term debt:						
Bonds payable	\$ 452,651	65,922	(36,329)	482,244	23,327	458,917
Notes payable from direct borrowings	5,431	—	(1,062)	4,369	1,090	3,279
Capital lease obligations	13,272	2,572	(6,758)	9,086	5,358	3,728
Total long-term debt	<u>471,354</u>	<u>68,494</u>	<u>(44,149)</u>	<u>495,699</u>	<u>29,775</u>	<u>465,924</u>
Other noncurrent liabilities:						
Net pension liability	294,615	20,976	—	315,591	—	315,591
Net OPEB liability	103,288	157,358	—	260,646	—	260,646
Other long-term liabilities	93,026	8,165	(10,821)	90,370	6,747	83,623
Total other noncurrent liabilities	<u>490,929</u>	<u>186,499</u>	<u>(10,821)</u>	<u>666,607</u>	<u>6,747</u>	<u>659,860</u>
Total noncurrent liabilities	<u>\$ 962,283</u>	<u>254,993</u>	<u>(54,970)</u>	<u>1,162,306</u>	<u>36,522</u>	<u>1,125,784</u>

UNIVERSITY OF SOUTH ALABAMA
(A Component Unit of the State of Alabama)

Notes to Basic Financial Statements

September 30, 2021 and 2020

	2020					
	Beginning balance	Additions	Reductions	Ending balance	Less amounts due within one year	Noncurrent liabilities
Long-term debt:						
Bonds payable	\$ 423,629	64,528	(35,506)	452,651	20,314	432,337
Notes payable from direct borrowings	4,295	2,147	(1,011)	5,431	1,063	4,368
Capital lease obligations	15,502	3,584	(5,814)	13,272	6,656	6,616
Total long-term debt	443,426	70,259	(42,331)	471,354	28,033	443,321
Other noncurrent liabilities:						
Net pension liability	282,739	11,876	—	294,615	—	294,615
Net OPEB liability	259,418	8,565	(164,695)	103,288	—	103,288
Other long-term liabilities	96,451	2,418	(5,843)	93,026	6,515	86,511
Total other noncurrent liabilities	638,608	22,859	(170,538)	490,929	6,515	484,414
Total noncurrent liabilities	\$ 1,082,034	93,118	(212,869)	962,283	34,548	927,735

Other long-term liabilities primarily consist of self-insurance liabilities, liabilities related to compensated absences and the fair value of derivatives. Amounts due within one year are included in current portion of other long-term liabilities.

During 2017, the University entered into a note payable for a period of ten years payable monthly at \$19,000. This agreement commenced in November 2016 to finance improvements of the HVAC system. In January 2020, there was an amendment of the Alabama Power note payable by an increase in the amount of \$2,147,000. The amount outstanding on the note at September 30, 2021 and 2020 is \$3,033,000 and \$3,402,000, respectively, and is reported as long-term debt (and current portion thereof) in the statements of net position.

In July 2018, the University converted a 2015 line of credit into a term loan for a period of five years, with monthly payments of \$63,000 and interest accruing at the fixed rate of 3.85% per annum. The amount outstanding at September 30, 2021 and 2020 is \$1,336,000 and \$2,029,000, respectively, and is reported as long-term debt (and current portion thereof) in the statements of net position.

During 2020, the University entered into a variable rate revolving line of credit with Hancock Whitney Bank to ensure the University was adequately prepared for potential cash-flow issues that could have been caused by the onset of the COVID-19 pandemic. The \$50,000,000 line of credit expired in June 2021 and

UNIVERSITY OF SOUTH ALABAMA
(A Component Unit of the State of Alabama)
Notes to Basic Financial Statements
September 30, 2021 and 2020

was not renewed. There were no draws on the line of credit during the years ended September 30, 2021 or 2020.

(a) USA Research and Technology Corporation

(i) Notes Payable

Notes payable from direct borrowings consisted of the following at September 30, 2021 and 2020 (in thousands):

	2021	2020
PNC Bank promissory note, 4.38%, payable through 2028	\$ 11,730	12,195
PNC Bank promissory note, 4.50%, payable through 2021	—	7,103
University of South Alabama, 3.00%, payable through 2023	800	1,183
Hancock Whitney promissory note, 3.08%, payable through 2031	8,191	—
	\$ 20,721	20,481

The first promissory note payable to PNC Bank has a 10-year term and amortization is based on a 20-year term. The promissory note payable is secured by an interest in tenant leases for Buildings II and III, and an interest in income received from rental of Buildings II and III. The Corporation agreed to not transfer or encumber the buildings or its leasehold interest in the real estate on which the buildings stand.

The second promissory note payable to PNC Bank had a 10-year term and amortization was based on a 20-year term. The promissory note payable was secured by an interest in tenant leases for Building I and the dialysis services building, and an interest in income received from rental of Building I and the Dialysis Services Building. The Corporation agreed to not transfer or encumber the buildings or its leasehold interest in the real estate on which the buildings stand.

In connection with each PNC note, the University entered into an agreement with the lender providing that for any year in which the Corporation's debt service coverage ratio is less than 1 to 1, the University will pay the Corporation rent equal to the amount necessary to bring the ratio to 1 to 1. The debt service coverage ratio is calculated by dividing the sum of unrestricted cash and cash equivalents at the beginning of the year (reduced by current year capital asset additions) and current year change in net position (determined without depreciation, amortization, and interest expenses) by current year debt service. For fiscal 2021, the Corporation's debt service coverage ratio was 1.3 to 1.

In fiscal 2021, the Corporation refinanced the second promissory note payable to PNC Bank by entering into an agreement with Hancock Whitney Bank for a promissory note payable with a 10-year term. Amortization of this note is based on a 10-year term and is secured by an interest in rental leases and an interest in income received from rental of the following buildings: Building I, Building II, Building III, and the Dialysis Services Building. The Corporation agreed to not transfer or encumber the buildings or its leasehold interest in the real estate on which the buildings stand. The note payable to Hancock Whitney is subject to the same debt service coverage ratio as the PNC note.

UNIVERSITY OF SOUTH ALABAMA
(A Component Unit of the State of Alabama)

Notes to Basic Financial Statements

September 30, 2021 and 2020

The Corporation's outstanding notes from direct borrowings with PNC Bank and Hancock Whitney Bank contain a provision that, in the event of default, PNC Bank or Hancock Whitney Bank may take any or all of the following actions: (a) declare the loan due and payable, (b) declare the note in default, and (c) exercise any other remedies or rights which it has under any instrument executed in connection with the loan. Prior to any of these actions, however, PNC Bank and Hancock Whitney Bank will give the University 30 days to cure the default. The Corporation's outstanding note from a direct borrowing with the University contains a provision that, in the event principal payments are not made when due, allows the University to declare the loan due and payable.

(ii) *Debt Service on Long-Term Obligations*

At September 30, 2021, total future debt service by fiscal year is as follows (in thousands):

	Debt service on notes		
	Principal	Interest	Total
2022	\$ 1,342	769	2,111
2023	1,390	720	2,110
2024	1,022	676	1,698
2025	1,061	637	1,698
2026	1,101	597	1,698
2027–2032	14,805	1,264	16,069
Total	\$ 20,721	4,663	25,384

(iii) *Derivative Transaction*

The Corporation was a party to a derivative with Wells Fargo Bank, N.A., the counterparty (successor to Wachovia Bank, N.A. the original counterparty). The derivative was a "receive variable, pay fixed" interest rate swap entered into in connection with the promissory note to Wells Fargo Bank, N.A.

The swap was terminated on June 20, 2018 as part of a transaction refunding the Wells Fargo loan with the proceeds of a loan from PNC Bank. The fee paid by the Corporation to Wells Fargo to terminate the swap was \$1,478,000. Pursuant to GASB Statement No. 65, the fee is reported in deferred outflows on the statements of net position and amortized to interest expense according to the percentage of annual interest paid on the loan from PNC Bank to the total interest to be paid on that loan over the 118 months that were remaining on the Wells Fargo loan when the swap was terminated. At September 30, 2021 and 2020, the balance was \$921,000 and \$1,089,000, respectively.

UNIVERSITY OF SOUTH ALABAMA
(A Component Unit of the State of Alabama)
Notes to Basic Financial Statements
September 30, 2021 and 2020

(7) Bonds Payable

Bonds payable consisted of the following at September 30, 2021 and 2020 (in thousands):

	<u>2021</u>	<u>2020</u>
University Facilities Revenue Capital Improvement Bonds, Series 2012-A, 2.92% payable through August 2032	\$ —	16,523
University Facilities Revenue Capital Improvement Bonds, Series 2013-A, 2.83% payable through August 2033	21,290	22,764
University Facilities Revenue Capital Improvement Bonds, Series 2013-B, 2.83% payable through August 2033	5,323	5,691
University Facilities Revenue Capital Improvement Bonds, Series 2013-C, 2.78% payable through August 2028	5,179	5,841
University Facilities Revenue Refunding Bonds, Series 2014-A, variable rate payable at 68% of LIBOR plus .73%, 0.83% and 1.87% at September 30, 2021 and 2020, respectively, payable through March 2024	24,160	31,440
University Facilities Revenue Capital Improvement Bonds, Series 2015, 2.47% payable through August 2030	3,375	3,750
University Facilities Revenue Refunding Bonds, Series 2016-A, 3.00% to 5.00% payable through November 2037	77,455	80,310
University Facilities Revenue Refunding Bonds, Series 2016-B, variable rate payable at 79% of one month LIBOR plus 0.72% and 68% of one-month LIBOR plus 0.82% at September 30, 2021 and 2020, respectively, (0.776% at September 30, 2021), payable through December 2036, pursuant to the right of the holder to cause all principal to be due after December 1, 2026	20,000	20,000
University Facilities Revenue Refunding Bonds, Series 2016-C, variable rate payable at 79% of one month LIBOR plus 0.77% and 68% of one-month LIBOR plus 0.87% at September 30, 2021 and 2020, respectively, (0.826% at September 30, 2021), payable through December 2036, pursuant to the right of the holder to cause all principal to be due after December 1, 2028	35,000	35,000
University Facilities Revenue Refunding Bonds, Series 2016-D, variable rate payable at 79% of one month LIBOR plus 0.83% and 68% of one-month LIBOR plus 0.93% at September 30, 2021 and 2020, respectively, (0.886% at September 30, 2021), payable through December 2036, pursuant to the right of the holder to cause all principal to be due after December 1, 2031	45,000	45,000
University Facilities Revenue Bonds, Series 2017, 2.00% to 5.00%, payable through October 2037	33,690	34,990
University Facilities Revenue Bonds, Series 2019-A, 5.00%, payable through April 2049	47,750	47,750
University Facilities Revenue Bonds, Series 2019-B, 3.09% to 4.10%, payable through April 2033	17,205	18,440

UNIVERSITY OF SOUTH ALABAMA
(A Component Unit of the State of Alabama)

Notes to Basic Financial Statements

September 30, 2021 and 2020

	2021	2020
University Facilities Revenue Bonds, Series 2019-C, 1.87%, payable through April 1, 2030	16,112	17,630
University Facilities Revenue Bonds, Series 2020, 4%, payable through April 1, 2040	36,105	37,005
University Facilities Revenue Bonds, Series 2021, 4%, payable through April 1, 2041	40,555	—
University Facilities Revenue Bonds, Series 2021-B 1.398%, payable through August 1, 2032	15,387	—
	443,586	422,134
Plus unamortized premium	40,173	32,141
Less unamortized debt extinguishment costs	(1,515)	(1,624)
	\$ 482,244	452,651

Substantially all student tuition and fee and auxiliary revenues secure University bonds. Additionally, security for all bonds includes USA Health Children's and Women's Hospital revenues in an amount not exceeding \$10,000,000. The Series 2012-A Bonds began maturing in August 2013. In July 2021 the University issued Series 2021-B to refund the remaining Series 2012-A bonds. The Series 2013-A, 2013-B and 2013-C Bonds began maturing in August 2014 and are redeemable beginning in June 2023. The Series 2014-A Bonds began maturing in March 2015 and are redeemable by the University at any time. The Series 2015 Bonds began maturing in August 2015 and were redeemable beginning in June 2020. The Series 2016-A Bonds began maturing in November 2018 and are redeemable beginning in November 2026. The Series 2016-B, C and D Bonds will begin maturing in December 2024 and became redeemable as of December 2017. The Series 2017 Bonds began maturing in October 2017 and are redeemable beginning in October 2027. The Series 2019-A Bonds will begin maturing in April 2033. The Series 2019-B Bonds began maturing in April 2021. Both Series 2019-A and 2019-B are both redeemable beginning in April 2029. The Series 2019-C Bonds began maturing on April 1, 2020 and are not subject to redemption at the option of the University. Series 2020 Bonds began maturing on April 1, 2021 and are redeemable beginning April 1, 2030. Series 2021 Bonds will begin maturing on April 1, 2022 and are redeemable beginning April 1, 2041. The Series 2021-B Bonds will begin maturing on August 1, 2022 and are not subject to redemption at the option of the University.

In September 2016, the University issued its University Facilities Revenue Refunding Bonds, Series 2016, with a face value of \$85,605,000. The proceeds from the Series 2016 Bonds were used to partially defease the Series 2008 Bonds. The funds were deposited into escrow trust funds to provide for the subsequent repayment of the Series 2008 Bonds when they were called in December 2018. Neither the asset of the escrow trust account, nor the defeased indebtedness is included in the accompanying statements of net position. The loss on the defeasement of the Series 2008 Bonds of \$7,859,000 was recorded as a deferred outflow and is being amortized over the remaining life of the Series 2016 Bonds and the balance of the related deferred outflow totaled \$5,886,000 and \$6,274,000, respectively, at September 30, 2021 and 2020. The principal outstanding on all defeased bonds is \$77,455,000 and \$80,310,000 at September 30,

UNIVERSITY OF SOUTH ALABAMA
(A Component Unit of the State of Alabama)
Notes to Basic Financial Statements
September 30, 2021 and 2020

2021 and 2020, respectively. The defeased portion of the Series 2008 bonds was paid in full in August 2018.

In December 2016, the University issued its University Facilities Revenue Refunding Bonds, Series 2016-B, C & D, with a face value totaling \$100,000,000. The proceeds refunded the remaining outstanding Series 2006 Bonds. The gain on the refunding of the Series 2006 Bonds of \$4,539,000 was recorded as a deferred inflow and is being amortized over the remaining life of the Series 2016-B, C & D Bonds and the balance of the related net deferred inflow at September 30, 2021 and 2020 totaled \$3,442,000 and \$3,669,000, respectively.

In February 2020, the University issued its University Facilities Revenue Bonds, Series 2020, with a face value of \$37,005,000. The proceeds from the Series 2020 Bonds are financing a transportation hub, a warehouse building and improvements and new construction to certain USA Health facilities.

In March 2021, the University issued its University Facilities Revenue Bonds, Series 2021, with a face value of \$40,555,000. The proceeds from the Series 2021 Bonds are financing USA Health facilities and transportation infrastructure. In July 2021, the University issued its University Facilities Revenue Refunding Bonds, Series 2021-B, with a face value of \$15,387,000. The proceeds refunded the remaining Series 2012-A Bonds.

In September 2021, the terms for Bonds 2016-B, 2016-C and 2016-D were revised to address the removal of the LIBOR rate to be replaced by the ISDA-based replacement index after year ended September 30, 2021. The dates by which the Lender may cause all of the outstanding principal on such bonds to mature and become due and payable by the University were extended 5 years for each bond.

None of the proceeds from the issuance of the Series 2017 Bonds remained unspent at September 30, 2021, and \$2,356,000 of the proceeds remained unspent at September 30, 2020, and is included in restricted cash and cash equivalents on the 2020 statement of net position. None of proceeds from the issuance of the Series 2019-A and B Bonds remained unspent at September 30, 2021, and \$57,000 of the proceeds remained unspent at September 30, 2020, and is included in restricted cash and cash equivalents on the 2020 statement of net position. Approximately \$8,866,000 and \$29,545,000 of proceeds from the issuance of the Series 2020 Bonds remained unspent at September 30, 2021 and 2020, respectively and is included in restricted cash and cash equivalents on the 2021 statement of net position. Approximately \$48,106,000 of proceeds from the issuance of the Series 2021 Bonds remained unspent at September 30, 2021 and is included in restricted cash and cash equivalents on the 2021 statement of net position. All bond funds are restricted for capital purposes as outlined in the bond indentures. The University is subject to arbitrage restrictions on its bonded indebtedness prescribed by the U.S. Internal Revenue Service. As such, amounts are accrued as needed in the University's basic financial statements for any expected arbitrage liabilities. At September 30, 2021 and 2020, no amounts were due or recorded in the financial statements.

The University is subject to restrictive covenants related to its bonds payable.

UNIVERSITY OF SOUTH ALABAMA
(A Component Unit of the State of Alabama)

Notes to Basic Financial Statements

September 30, 2021 and 2020

Debt Service on Long-Term Obligations

Total debt service (which includes bonds and notes payable) by fiscal years is as follows as of September 30, 2021 (in thousands):

	Debt service on notes and bonds				
	Bonds		Notes payable from direct borrowing		
	Principal	Interest	Principal	Interest	Total
2022	\$ 21,282	14,743	1,090	39	37,154
2023	22,324	14,095	989	11	37,419
2024	23,292	13,550	371	—	37,213
2025	21,289	12,962	371	—	34,622
2026	22,190	12,343	371	—	34,904
2027–2031	120,062	51,045	1,177	—	172,284
2032–2036	122,812	30,788	—	—	153,600
2037-2041	65,305	12,217	—	—	77,522
2042-2046	16,050	4,730	—	—	20,780
2047–2051	8,980	917	—	—	9,897
Subtotal	443,586	\$ 167,390	4,369	50	615,395
Plus (less):					
Unamortized bond premium	40,173				
Unamortized debt extinguishment costs	(1,515)				
Total	\$ 482,244		4,369		

UNIVERSITY OF SOUTH ALABAMA
(A Component Unit of the State of Alabama)
Notes to Basic Financial Statements
September 30, 2021 and 2020

(8) Capital Lease Obligations

The University has entered into various capital leases as a method of financing medical equipment, computer software and hardware, a heat recovery system, and other office equipment. Future minimum capital lease payments at September 30, 2021 are as follows (in thousands):

Year ending September 30:		
2022	\$	5,576
2023		1,842
2024		1,094
2025		416
2026		368
2027-2038		145
		9,441
Less amounts representing interest		(355)
Net minimum lease payments	\$	9,086

These amounts are included in long-term debt (and current portion thereof) in the accompanying statements of net position.

(9) Derivative Transactions – Interest Rate Swaps

The University is a party to two derivatives with Wells Fargo Bank, the counterparty. In December 2013, Wells Fargo exercised its option with respect to the synthetic advance refunding of the Series 2004 Bonds to enter into an interest rate swap agreement with the University with an effective date of March 15, 2014. The resulting derivative is a “receive-variable, pay-fixed” interest rate swap. As part of the overall plan of the synthetic refunding of the Series 2004 Bonds, the University redeemed those bonds in April 2014 with proceeds from the Series 2014-A Bonds.

In September 2016, Wells Fargo exercised its option with respect to the synthetic advance refunding of the Series 2006 Bonds to enter into an interest rate swap agreement with the University with an effective date of September 1, 2016. The resulting derivative is a “receive-variable, pay-fixed” interest rate swap. As part of the overall plan of the synthetic refunding of the Series 2006 Bonds, the University redeemed those bonds in December 2016 with proceeds from the Series 2016-B, C & D Bonds.

The terms of the derivatives require the University to post collateral when certain criteria are met. Such amounts are described in note 3.

The 2014 swap will terminate in March 2024, when the Series 2014-A Bonds mature. The notional amount of the swap will at all times match the outstanding principal amount of the bonds. Under the swap, the University pays the counterparty a fixed semi-annual payment based on an annual rate of 4.9753% and receives on a monthly basis a variable payment of 68% of the one-month LIBOR plus 0.25%. Conversely, the Series 2014-A Bonds bear interest on a monthly basis at 68% of the one-month LIBOR rate plus 0.73%.

UNIVERSITY OF SOUTH ALABAMA
(A Component Unit of the State of Alabama)

Notes to Basic Financial Statements

September 30, 2021 and 2020

The 2016 swap will terminate in December 2036, when the Series 2016-B, C & D Bonds mature. The notional amount of the swap will at all times match the outstanding principal amount of the bonds. Under the swap, the University pays the counterparty a fixed semi-annual payment based on an annual rate of 5% and receives on a monthly basis a variable payment of 68% of the one-month LIBOR plus 0.25%. Conversely, the Series 2016-B, C & D Bonds bear interest at a variable rate of 79% of the benchmark plus 72, 77 and 83 basis points, respectively.

Fair value. The 2014 interest rate swap had a negative fair value of approximately (\$9,138,000) at its inception. This amount, net of any amortization and adjustments to fair market value, is reported as a borrowing arising from the 2014 interest rate swap as other long-term liabilities in the amount of (\$1,663,000) and (\$3,001,000) in the statements of net position at September 30, 2021 and 2020, respectively. The change in the fair value of the swap of \$1,338,000 and \$652,000, respectively, during the years ended September 30, 2021 and 2020, is reported as a deferred inflow and contra liability (other long-term liabilities) in the statements of net position since the interest rate swap is a hedging derivative instrument. Net deferred inflows of resources for the 2014 interest rate swap totaled \$621,000 and \$197,000 at September 30, 2021 and 2020, respectively.

The 2016 interest rate swap had a negative fair value of approximately (\$48,530,000) at its inception. This amount, net of any amortization and adjustments to fair value, is reported as a borrowing arising from the 2016 interest rate swap as other long-term liabilities in the amount of (\$36,654,000) and (\$47,161,000) in the statements of net position at September 30, 2021 and 2020, respectively. The change in the fair value of the swap of \$10,507,000 and (\$5,064,000) during the years ended September 30, 2021 and 2020, respectively, is reported as a deferred outflow and contra asset (other noncurrent assets) in the statements of net position at September 30, 2021 and 2020 since the interest rate swap is a hedging derivative instrument. Net deferred inflows and outflows of resources for the 2016 interest rate swap totaled \$306,000 and \$8,417,000 at September 30, 2021 and 2020, respectively.

The fair values of the interest rate swaps were estimated using the zero-coupon method. This method calculates the future net settlement payments required by the swap, assuming the current forward rates implied by the yield curve correctly anticipate future spot interest rates. These payments are then discounted using the spot rates implied by the current yield curve for hypothetical zero-coupon bonds due on the date of each future net settlement.

Risks Associated with these Transactions

Interest rate risk. As the LIBOR rate decreases, the net payments on the swaps increase. This, however, is mitigated by the fact that a decline in the LIBOR rate will also result in a decrease of the University's interest payments on the Series 2014-A and Series 2016-B, C & D Bonds. The University's exposure is limited to 0.48% and 0.54% of the notional amounts, the difference in the payment from the counterparty and the interest payment on the Series 2014-A and Series 2016-B, C & D Bonds.

Credit risk. As of September 30, 2021 and 2020, the University was not exposed to credit risk on the interest rate swaps because they had a negative fair value. However, if interest rates change and the fair value of the derivatives become positive, the University would have a gross exposure to credit risk in the amount of the derivative's fair value. The counterparty was rated Aa2 by Moody's Investor Services and A+ by Standard & Poor's Ratings Services as of September 30, 2021 and 2020.

UNIVERSITY OF SOUTH ALABAMA
(A Component Unit of the State of Alabama)

Notes to Basic Financial Statements

September 30, 2021 and 2020

Termination risk. The University may be required to terminate the swaps based on certain standard default and termination events, such as failure to make payments, breach of agreements and bankruptcy. As of the current date, no events of termination have occurred.

Derivative payments and hedged debt. As interest rates fluctuate, variable rate debt interest and net derivative payments will fluctuate. Using interest rates as of September 30, 2021 and calculating interest for subsequent years using forward rates of one month LIBOR, debt service requirements for the 2014 interest rate swap payments, by fiscal year, are as follows (in thousands):

	Variable rate note		Interest rate swap, net	Total
	Principal	Interest		
2022	\$ 7,655	164	945	8,764
2023	8,050	131	550	8,731
2024	8,455	54	176	8,685
Total	\$ 24,160	349	1,671	26,180

Debt service requirements for the 2016 interest rate swap payments, by fiscal year, are as follows (in thousands):

	Variable rate note		Interest rate swap, net	Total
	Principal	Interest		
2022	\$ —	877	4,663	5,540
2023	—	1,155	4,385	5,540
2024	—	1,403	4,137	5,540
2025	5,600	1,447	3,929	10,976
2026–2030	32,610	6,340	15,429	54,379
2031–2035	41,880	3,388	8,102	53,370
2036–2039	19,910	259	831	21,000
Total	\$ 100,000	14,869	41,476	156,345

(10) Patient Service Revenues

USA Health has agreements with governmental and other third-party payers that provide for reimbursement at amounts different from their established rates. Contractual adjustments under third-party reimbursement programs represent the difference between USA Health's billings at established rates for services and amounts reimbursed by third-party payers.

A summary of the basis of reimbursement with major-third party payers follows:

Medicare – Substantially all acute care services rendered to Medicare program beneficiaries are paid at prospectively determined rates. These rates vary according to patient classification systems that are based

UNIVERSITY OF SOUTH ALABAMA
(A Component Unit of the State of Alabama)
Notes to Basic Financial Statements
September 30, 2021 and 2020

on clinical, diagnostic, and other factors. Additionally, USA Health is reimbursed for both direct and indirect medical education costs (as defined), principally based on per-resident prospective payment amounts and certain adjustments to prospective rate-per-discharge operating reimbursement payments. USA Health is generally paid for certain retroactively determined items at tentative rates, with final settlement determined after submission of annual cost reports by USA Health and audits by the Medicare fiscal intermediary.

USA Health University Hospital's Medicare cost reports have been audited by the Medicare fiscal intermediary through September 30, 2015.

USA Health Children's & Women's Hospital's Medicare cost reports have been audited by the Medicare fiscal intermediary through September 30, 2019.

Revenues from the Medicare program accounted for approximately 13% and 15% of USA Health's net patient service revenues for the years ended September 30, 2021 and 2020, respectively.

Blue Cross – Inpatient services rendered to Blue Cross subscribers are paid at a contractually determined per diem rate based upon MS-DRG groupings. Outpatient services are reimbursed under a contractually determined reimbursement methodology based on BCBS EAPGs.

Revenues from the Blue Cross program accounted for approximately 28% and 29% of USA Health's net patient service revenues for the years ended September 30, 2021 and 2020, respectively.

Medicaid – Inpatient services rendered to Medicaid program beneficiaries are reimbursed at all-inclusive prospectively determined per diem rates. Outpatient services are reimbursed based on an established fee schedule.

USA Health qualifies as a Medicaid essential provider and, therefore, also receives supplemental payments based on formulas established by the Alabama Medicaid Agency. There can be no assurance that USA Health will continue to qualify for future participation in this program or that the program will not ultimately be discontinued or materially modified.

Revenues from the Medicaid program accounted for approximately 25% and 26% of USA Health's net patient service revenues for the years ended September 30, 2021 and 2020, respectively.

Other – USA Health has entered into payment agreements with certain commercial insurance carriers, health maintenance organizations, and preferred provider organizations. The basis for payments to USA Health under these agreements include discounts from established charges and prospectively determined daily and case rates.

UNIVERSITY OF SOUTH ALABAMA
(A Component Unit of the State of Alabama)
Notes to Basic Financial Statements
September 30, 2021 and 2020

The composition of net patient service revenues for the years ended September 30, 2021 and 2020 follows (in thousands):

	2021	2020
Gross patient service revenues	\$ 1,541,772	1,367,755
Less:		
Provision for contractual and other adjustments	(822,274)	(713,865)
Provision for bad debts	(96,820)	(99,459)
	\$ 622,678	554,431

Changes in estimates related to prior cost reporting periods resulted in a decrease of approximately \$2,152,000 and a decrease of approximately \$2,986,000 in patient service revenues for the years ended September 30, 2021 and 2020, respectively.

(11) Defined Benefit Cost Sharing Pension Plan

Employees of the University are covered by a cost sharing multiple-employer defined benefit pension plan administered by the TRS.

(a) Plan Description

The TRS was established in September 1939, under the provisions of Act 419 of the Legislature of 1939 for the purpose of providing retirement allowances and other specified benefits for qualified persons employed by State-supported educational institutions. The responsibility for the general administration and operation of the TRS is vested in its Board of Control. The TRS Board of Control consists of 15 trustees. The Plan is administered by the Retirement Systems of Alabama (RSA). Title 16-Chapter 25 of the code of Alabama grants the authority to establish and amend the benefit terms to the TRS Board of Control. The Plan issues a publicly available financial report that can be obtained at www.rsa-al.gov.

(b) Benefits Provided

State law establishes retirement benefits as well as death and disability benefits and any ad hoc increase in postretirement benefits for the TRS. Benefits for TRS members vest after ten years of creditable service. Tier 1 TRS members who retire after age sixty with ten years or more of creditable service or with twenty-five years of services (regardless of age) are entitled to an annual retirement benefit, payable monthly for life. Service and disability retirement benefits are based on a guaranteed minimum or formula method, with the member receiving payment under the method that yields the higher monthly benefit. Under the formula method, members of the TRS are allowed 2.0125% of their average final compensation (highest three of the last ten years) for each year of service.

Act 377 of the Legislature of 2012 established a new tier of benefits (Tier 2) for members hired on or after January 1, 2013. Tier 2 TRS members are eligible for retirement after age sixty-two with ten years or more of creditable service and are entitled to an annual retirement benefit, payable monthly for life. Service and disability retirement benefits are based on a guaranteed minimum or formula method, with

UNIVERSITY OF SOUTH ALABAMA
(A Component Unit of the State of Alabama)

Notes to Basic Financial Statements

September 30, 2021 and 2020

the member receiving payment under the method that yields the highest monthly benefit. Under the formula method, Tier 2 members of the TRS are allowed 1.65% of their average final compensation (highest five of the last ten years) for each year of service. Members are eligible for disability retirement if they have ten years of credible service, are currently in-service, and determined by the RSA Medical Board to be permanently incapacitated from further performance of duty. Preretirement death benefits are calculated and paid to the beneficiary based on the member's age, service credit, employment status, and eligibility for retirement.

(c) Contributions

Covered members of the TRS contributed 5% of earnable compensation to the TRS as required by statute until September 30, 2011. From October 1, 2011 to September 30, 2012, covered members of the TRS were required by statute to contribute 7.25% of earnable compensation. Effective October 1, 2012, covered Tier 1 members of the TRS are required by statute to contribute 7.50% of earnable compensation. Certified law enforcement, correctional officers, and firefighters of the TRS contributed 6% of earnable compensation as required by statute until September 30, 2011. From October 1, 2011 to September 30, 2012, certified law enforcement, correctional officers, and firefighters of the TRS were required by statute to contribute 8.25% of earnable compensation. Effective October 1, 2012, certified law enforcement, correctional officers, and firefighters of the TRS are required by statute to contribute 8.50% of earnable compensation.

Tier 2 covered members of the TRS contribute 6% of earnable compensation to the TRS as required by statute. Tier 2 certified law enforcement, correctional officers, and firefighters of the TRS are required by statute to contribute 7% of earnable compensation.

Participating employers' contractually required contribution rates were 12.36% of annual pay for Tier 1 members and 11.22% of annual pay for Tier 2 members. These required contribution rates are a percent of annual payroll, actuarially determined as an amount that, when combined with member contributions, is expected to finance the costs of benefits earned by members during the year, with an additional amount to finance any unfunded accrued liability. Total employer contributions to the pension plan from the University were \$21,566,000 and \$21,413,000 for the years ended September 30, 2021 and 2020, respectively.

(d) Pension Liabilities, Pension Expenses, Deferred Outflows of Resources and Deferred Inflows of Resources Related to Pensions

At September 30, 2021 and 2020, the University reported a liability of \$315,591,000 and \$294,615,000, respectively, for its proportionate share of the collective net pension liability. At September 30, 2021, the collective net pension liability was measured as of September 30, 2020 and the total pension liability used to calculate the net pension liability was determined by an actuarial valuation as of September 30, 2019. The University's proportion of the collective net pension liability is based on the employer's shares of contributions to the pension plan relative to the total employer contributions of all participating TRS employers. At the measurement date of September 30, 2020, the University's proportion of contributions to the pension plan was 2.551330%, which was a decrease of 0.113206% from its proportion measured as of September 30, 2019 of 2.664536%.

UNIVERSITY OF SOUTH ALABAMA
(A Component Unit of the State of Alabama)

Notes to Basic Financial Statements

September 30, 2021 and 2020

For the years ended September 30, 2021 and 2020, the University recognized pension expense of approximately \$18,845,000 and \$17,629,000, respectively, which is included in salaries and benefits on the statements of revenues, expenses, and changes in net position.

At September 30, 2021 and 2020, the University reported deferred outflows of resources and deferred inflows of resources related to pensions from the following sources (in thousands):

	2021	
	Deferred outflows of resources	Deferred inflows of resources
Net difference between projected and actual earnings on pension plan investments	\$ 23,438	—
Changes of assumptions	3,282	—
Differences between expected and actual experience	15,619	5,473
Changes in proportion and differences between employer contributions and proportionate share of contributions	—	30,825
Employer contributions subsequent to measurement date	21,566	—
	\$ 63,905	36,298
	2020	
	Deferred outflows of resources	Deferred inflows of resources
Net difference between projected and actual earnings on pension plan investments	\$ 10,259	—
Changes of assumptions	9,077	—
Differences between expected and actual experience	4,356	9,771
Changes in proportion and differences between employer contributions and proportionate share of contributions	—	32,016
Employer contributions subsequent to measurement date	21,413	—
	\$ 45,105	41,787

UNIVERSITY OF SOUTH ALABAMA
(A Component Unit of the State of Alabama)

Notes to Basic Financial Statements

September 30, 2021 and 2020

At September 30, 2021, approximately \$21,566,000 reported as deferred outflows of resources related to pensions resulting from University contributions subsequent to the measurement date will be recognized as a reduction of the net pension liability for the year ending September 30, 2022. Other amounts reported as deferred inflows of resources related to pensions will be recognized in pension expense as follows (in thousands):

Year ending September 30:		
2022	\$	(4,574)
2023		1,911
2024		5,529
2025		3,175
2026		—
		6,041
	\$	6,041

(e) Actuarial Assumptions

The total pension liability as of September 30, 2021 and 2020 was determined by an actuarial valuation as of September 30, 2019 and 2018, using the following actuarial assumptions, applied to all periods included in the measurement:

	2021	2020
Inflation	2.75 %	2.75 %
Investment rate of return*	7.70	7.70
Projected salary increases	3.25-5.00	3.25-5.00

* Net of pension plan investment expense

The actuarial assumptions used in the September 30, 2019 valuation were based on the results of an actuarial experience study for the period October 1, 2010 through September 30, 2015. Mortality rates for TRS were based on the RP-2000 White Collar Mortality Table projected to 2020 using scale BB and adjusted 115% for all ages for males and 112% for females. The rates for disabled mortality were based on the RP-2000 Disabled Mortality Table projected to 2020 using Scale BB and adjusted 105% for males and 120% for females.

The long-term expected rate of return on pension plan investments was determined using a log-normal distribution analysis in which best-estimate ranges of expected future real rates of return (expected returns, net of pension plan investment expense and inflation) are developed for each major asset class. These ranges are combined to produce the long-term expected rate of return by weighting the expected future real rates of return by the target asset allocation percentage and by adding expected

UNIVERSITY OF SOUTH ALABAMA
(A Component Unit of the State of Alabama)
Notes to Basic Financial Statements
September 30, 2021 and 2020

inflation. The target asset allocation and best estimates of geometric real rates of return for each major asset class are as follows:

	2021	
	Target allocation	Long-term expected rate of return*
Fixed income	17.0 %	4.4 %
U.S. large stocks	32.0	8.0
U.S. mid stocks	9.0	10.0
U.S. small stocks	4.0	11.0
International developed market stocks	12.0	9.5
International emerging market stocks	3.0	11.0
Alternatives	10.0	10.1
Real estate	10.0	7.5
Cash equivalents	3.0	1.5
	<u>100.0 %</u>	

* Includes assumed rate of inflation of 2.50%

(f) Discount Rate

The discount rate used to measure the total pension liability as of both September 30, 2021 and 2020 was 7.70%. The projection of cash flows used to determine the discount rate assumed that plan member contributions will be made at the current contribution rate and that the employer contributions will be made at rates equal to the difference between actuarially determined contribution rates and the member rate. Based on those assumptions, the pension plan's fiduciary net position was projected to be available to make all projected future benefit payments of current plan members. Therefore, the long-term expected rate of return on pension plan investments was applied to all periods of projected benefit payments to determine the total pension liability.

UNIVERSITY OF SOUTH ALABAMA
(A Component Unit of the State of Alabama)

Notes to Basic Financial Statements

September 30, 2021 and 2020

(g) Sensitivity of the University's Proportionate Share of the Net Pension Liability to Changes in the Discount Rate

The following table presents the University's proportionate share of the net pension liability calculated using the discount rate of 7.70%, as well as what the University's proportionate share of the net pension liability would be if it were calculated using a discount rate that is 1-percentage point lower (6.70%) or 1-percentage point higher (8.70%) than the current rate (in thousands):

	2021		
	1% Decrease (6.70)%	Current rate (7.70)%	1% Increase (8.70)%
University's proportionate share of collective net pension liability	\$ 421,064	315,591	226,348

	2020		
	1% Decrease (6.70)%	Current rate (7.70)%	1% Increase (8.70)%
University's proportionate share of collective net pension liability	\$ 399,958	294,615	205,471

(h) Pension Plan Fiduciary Net Position

Detailed information about the pension plan's fiduciary net position is available in the separately issued RSA Comprehensive Annual Report for the fiscal year ended September 30, 2020 as well as prior year reports. The supporting actuarial information is included in the GASB Statement No. 68 Report for the TRS prepared as of September 30, 2020. The auditors' report dated April 23, 2021 on the total pension liability, total deferred outflows of resources, total deferred inflows of resources, and total pension expense for the sum of all participating entities as of September 30, 2020 along with supporting schedules is also available. The additional financial and actuarial information is available at www.rsa-al.gov.

(12) Other Employee Benefits

(a) Other Pension Plans

Certain employees of the University also participate in a defined contribution pension plan. The defined contribution pension plan covers certain academic and administrative employees, and participation by eligible employees is optional. The plan is administered by the University and the plan assets are held in annuity contracts and custodial accounts. The annuity contracts are with, and the custodial account assets are invested through investment options offered by, Teachers Insurance and Annuity Association – College Retirement Equities Fund (TIAA-CREF) and Variable Annuity Life Insurance Company (VALIC). Under this plan, contributions by eligible employees are matched equally by the University up to a maximum of 3% of current annual pay. The University contributed \$422,000 and

UNIVERSITY OF SOUTH ALABAMA
(A Component Unit of the State of Alabama)

Notes to Basic Financial Statements

September 30, 2021 and 2020

\$462,000 in 2021 and 2020, respectively, representing 190 and 197 employees for 2021 and 2020, respectively, participating in this Plan.

All employees of HCM working at least half time are eligible to participate in a defined contribution pension plan. The plan is administered by HCM and the plan assets are held in annuity contracts and custodial accounts. The annuity contracts are with, and the custodial account assets are invested through investment options offered by, TIAA-CREF and VALIC. Under this plan, contributions by eligible employees are matched equally by HCM up to a maximum of 5% of current annual pay. HCM contributed \$6,553,000 and \$5,544,000 in 2021 and 2020, respectively, representing 1,998 and 1,436 employees, respectively, participating in this plan. University employees as of September 30, 2010, who later transfer to HCM, are immediately vested in the plan. All other employees do not vest until they have held employment with HCM for thirty-six months; at which time they become 100% vested in the plan.

(b) Compensated Absences

Regular University employees accumulate vacation and sick leave and hospital and clinical employees accumulate paid time off. These are subject to maximum limitations, at varying rates depending upon their employee classification and length of service. Upon separation of employment, employees who were hired before January 1, 2012 are paid all unused accrued vacation at their regular rate of pay up to a maximum of two times their annual accumulation rate. Employees hired after January 1, 2012 are not eligible for payment of unused accrued vacation or PTO hours upon separation of employment. The accompanying statements of net position include accruals for vacation pay and paid time off of approximately \$12,644,000 and \$12,962,000 at September 30, 2021 and 2020, respectively. The accrual is included in other long-term liabilities (and current portion thereof) in the accompanying financial statements. No accrual is recognized for sick leave benefits since no terminal cash benefit is available to employees for accumulated sick leave.

(13) Other Postemployment Benefit Plans

Retirees of the University are covered by the Public Education Employees Health Insurance Plan (PEEHIP), which is a cost sharing multiple-employer defined benefit OPEB plan administered by the TRS.

(a) Plan Description

The Alabama Retiree Health Care Funding Act of 2007 authorized and directed the Public Education Employees Health Insurance Board (Board) to create an irrevocable trust to fund postemployment healthcare benefits to retirees participating in PEEHIP. Active and retiree health insurance benefits are paid through the PEEHIP. The PEEHIP was established in 1983 pursuant to the provisions of the Code of Alabama 1975, Title 16, Chapter 25A to provide a uniform plan of health insurance for active and retired employees of state and local educational institutions and to fund benefits related to the plan. The responsibility for the general administration and operation of the PEEHIP is vested in its Board, which consists of 15 trustees. Title 16-Chapter 25 of the code of Alabama grants the authority to establish and amend the benefit terms to the PEEHIP Board. GASB Statement No. 75, *Accounting and Financial Reporting for Postemployment Benefits Other Than Pensions*, requires the reporting of the net OPEB liability and the OPEB expense in the financial statements as well as enhanced financial statements note disclosures.

UNIVERSITY OF SOUTH ALABAMA
(A Component Unit of the State of Alabama)

Notes to Basic Financial Statements

September 30, 2021 and 2020

(b) Benefits Provided

PEEHIP offers a basic hospital medical plan to active members and non-Medicare eligible retirees or active employees and non-Medicare eligible retirees who do not have Medicare eligible dependents can enroll in a health maintenance organization (HMO). In addition to or in lieu of the basic hospital medical plan or HMO, the PEEHIP offers four optional plans: Hospital Indemnity, Cancer, Dental, and Vision. Also, PEEHIP members (only active and non-Medicare eligible) may elect the Supplemental Plan as their hospital medical coverage instead of the PEEHIP Hospital Medical Plan. This Supplemental Plan provides secondary benefits to the member's primary plan provided by another employer.

Effective January 1, 2017, Medicare eligible members and Medicare eligible dependents who are covered on a retiree contract were enrolled in the United Healthcare Group Medicare Advantage plan for PEEHIP retirees. The Medicare Advantage Prescription Drug (MAPD) plan is fully insured by United Healthcare and members are able to have all of their Medicare Part A, Part B, and Part D in one convenient plan.

(c) Contributions

The employer contribution to the health insurance premium is set forth by the Board annually.

Total employer contributions to the OPEB plan from the University were \$6,868,000 and \$7,947,000 for the years ended September 30, 2021 and 2020, respectively.

(d) OPEB Liabilities, OPEB Expenses, Deferred Outflows of Resources and Deferred Inflows of Resources Related to OPEB

At September 30, 2021 and 2020, the University reported a liability of \$260,646,000 and \$103,288,000, respectively, for its proportionate share of the net OPEB liability. At September 30, 2021, the net OPEB liability was measured as of September 30, 2020 and the total OPEB liability used to calculate the net OPEB liability was determined by an actuarial valuation as of September 30, 2019. The University's proportion of the net OPEB liability was based on a projection of the University's long-term share of contributions to the OPEB plan relative to the projected contributions of all participating employers, actuarially determined. At the measurement date of September 30, 2020, the University's proportion of contributions to the OPEB plan was 4.0162100%, which was an increase of 1.2784930% from its proportion measured as of September 30, 2019 of 2.7377170%.

For the years ended September 30, 2021 and 2020, the University recognized OPEB expense of approximately \$7,208,000 and \$(11,830,000), respectively, which is included in salaries and benefits on the statements of revenues, expenses, and changes in net position.

UNIVERSITY OF SOUTH ALABAMA
(A Component Unit of the State of Alabama)

Notes to Basic Financial Statements

September 30, 2021 and 2020

At September 30, 2021 and 2020, the University reported deferred outflows of resources and deferred inflows of resources related to OPEB from the following sources (in thousands):

	2021	
	Deferred outflows of resources	Deferred inflows of resources
Net difference between projected and actual earnings on OPEB plan investments	\$ —	11
Differences between expected and actual experience	6,610	93,709
Changes of assumptions	91,042	48,400
Changes in proportion and differences between employer contributions and proportionate share of contributions	99,698	36,524
Employer contributions subsequent to the measurement date	6,868	—
	\$ 204,218	178,644
	2020	
	Deferred outflows of resources	Deferred inflows of resources
Net difference between projected and actual earnings on OPEB plan investments	\$ 213	—
Differences between expected and actual experience	3,420	79,197
Changes of assumptions	4,938	42,782
Changes in proportion and differences between employer contributions and proportionate share of contributions	20,208	46,198
Employer contributions subsequent to the measurement date	7,947	—
	\$ 36,726	168,177

At September 30, 2021, approximately \$6,868,000 reported as deferred outflows of resources related to OPEB resulting from University contributions subsequent to the measurement date will be recognized as a reduction of the net OPEB liability in the year ended September 30, 2022. Other

UNIVERSITY OF SOUTH ALABAMA
(A Component Unit of the State of Alabama)
Notes to Basic Financial Statements
September 30, 2021 and 2020

amounts reported as deferred inflows of resources related to OPEB will be recognized in OPEB expense as follows (in thousands):

Year ending September 30:	
2022	\$ (6,239)
2023	(5,842)
2024	(5,955)
2025	(5,633)
2026	25,125
Thereafter	<u>17,249</u>
	<u>\$ 18,705</u>

(e) Actuarial Assumptions

The total OPEB liability as of September 30, 2021 and 2020 was determined by an actuarial valuation performed as of September 30, 2019 and 2018, respectively, using the following actuarial assumptions, applied to all periods included in the measurement:

	2021	2020
Inflation	2.75 %	2.75 %
Projected salary increases*	3.25%-5.00%	3.25%-5.00%
Long-term investment rate of return**	7.25 %	7.25 %
Municipal bond index rate at the measurement date	2.25	3.00
Projected year for fiduciary net position to be depleted	2040	2055
Single equivalent interest rate at the measurement date	3.05 %	5.50 %
Healthcare cost trend rate		
Pre-medicare eligible	6.75 %	6.75 %
Medicare eligible	***	***
Ultimate trend rate		
Pre-medicare eligible	4.75 %	4.75 %
Medicare eligible	4.75 %	4.75 %
Year of ultimate trend rate		
Pre-medicare eligible	2027	2026
Medicare eligible	2024	2024

* Includes 3% wage inflation

** Compounded annually, net of investment expense, and includes inflation

*** Initial medicare claims are set based on scheduled increases through plan year 2022

UNIVERSITY OF SOUTH ALABAMA
(A Component Unit of the State of Alabama)

Notes to Basic Financial Statements

September 30, 2021 and 2020

Rates of mortality for the period after service retirement are according to the RP-2000 White Collar Mortality Table projected to 2020 using scale BB and adjusted 115% for all ages for males and 112% for ages 78 and over for females. The rates of disabled mortality were based on the RP-2000 Disabled Mortality Table projected to 2020 using scale BB and adjusted 105% for males and 120% for females.

The decremental assumptions used in the valuation were selected based on the actuarial experience study prepared as of September 30, 2015, submitted to and adopted by the TRS on September 13, 2016. The remaining actuarial assumptions (e.g. initial per capita costs, health care cost trends, rate of plan participation, rates of plan election, etc.) of the total OPEB liability were based on the September 30, 2019 valuation.

The target asset allocation and best estimates of expected geometric real rates of return for each major asset class are summarized in the following table:

	2021	
	Target allocation	Long-term expected real rate of return*
Fixed income	30 %	4.40 %
U.S. large stocks	38	8.00
U.S. mid stocks	8	10.00
U.S. small stocks	4	11.00
International developed market stocks	15	9.50
Cash	5	1.50
	100 %	

* Geometric mean, includes 2.5% inflation

(f) Discount Rate

The discount rate used to measure the total OPEB liability at September 30, 2020 and 2019 was 3.05% and 5.50%, respectively. The projection of cash flows used to determine the discount rate assumed that plan contributions will be made at the current contribution rates. Each year, the State specifies the monthly employer rate that participating employers must contribute for each active employee. Approximately 24.245% of the employer contributions were used to assist in funding retiree benefit payments in 2019. 14.802% of the employer contributions were used to assist in funding retiree benefit payments in 2020. It is assumed that the 14.802% will increase at the same rate as expected benefit payments for the closed group until reaching an employer rate of 20.000%, at which point this amount will increase by 1.00% in subsequent years. The long-term expected rate of return on OPEB plan investments will be determined based on the allocation by the asset class and by the mean and variance of real returns. The discount rate determination will use a municipal bond rate to the extent the trust is projected to run out of money before all benefits are paid. Therefore, the projected future benefit

UNIVERSITY OF SOUTH ALABAMA
(A Component Unit of the State of Alabama)

Notes to Basic Financial Statements

September 30, 2021 and 2020

payments for all current plan members were projected through 2118. The long-term rate of return is used until the assets are expected to be depleted in 2040, after which the municipal bond rate is used.

(g) Sensitivity of the University's Proportionate Share of the Net OPEB Liability to Changes in the Health Care Cost Trend Rates and Discount Rates

The following table presents the University's proportionate share of the net OPEB liability calculated using the health care cost trend rate of 4.75%, as well as what the net OPEB liability would be if calculated using 1-percentage point lower 3.75% or 1-percentage point higher 5.75% than the current rate (in thousands):

	2021		
	1% Decrease (3.75)%	Current rate (4.75)%	1% Increase (5.75)%
University's proportionate share of collective net OPEB liability	\$ 206,042	260,646	331,723

The following table presents the University's proportionate share of the net OPEB liability calculated using the discount rate of 3.05%, as well as what the net OPEB liability would be if calculated using 1-percentage point lower 2.05% or 1-percentage point higher 4.05% than the current rate (in thousands):

	2021		
	1% Decrease (2.05)%	Current rate (3.05)%	1% Increase (4.05)%
University's proportionate share of collective net OPEB liability	\$ 319,696	260,646	213,748

(h) OPEB Plan Fiduciary Net Position

Detailed information about the OPEB plan's fiduciary net position is available in the Alabama Retired Education Employees' Health Care Trust's financial statements for the fiscal year ended September 30, 2020 and 2019. The supporting actuarial information is included in the GASB Statement No. 74 Report for PEEHIP prepared as of September 30, 2020 and 2019. Additional financial and actuarial information is available at www.rsa-al.gov.

(14) Risk Management

The University, HCM, SAMSF and HCA participate in the PLTF and the University, HCM, SAMSF, the Corporation and HCA participate in the GLTF. An independent trustee administers both funds. These trust funds are revocable and use contributions by the University and HCA, together with earnings thereon, to pay liabilities arising from the performance of its employees, trustees and other individuals acting on behalf of the University. Any risk related to the payment of claims is the responsibility of the PLTF and GLTF. If

UNIVERSITY OF SOUTH ALABAMA
(A Component Unit of the State of Alabama)

Notes to Basic Financial Statements

September 30, 2021 and 2020

the trust funds are ever terminated, appropriate provision for payment of related claims will be made and any remaining balance may be distributed to the participating entities in proportion to contributions made.

As discussed in note 1, the PLTF and GLTF are blended component units of the University, and as such are included in the financial statements of the University for the years ended September 30, 2021 and 2020. Claims and expenses are reported when it is probable that a loss has occurred and the amount of the loss can be reasonably estimated. Those losses include an estimate of claims that have been incurred but not reported and the future costs of handling claims. These liabilities are generally based on actuarial valuations and are reported at their present value.

The University, HCM and HCA each participate in a separate self-insured health plan administered by unaffiliated entities. Administrative fees paid by the University for such services were approximately \$2,767,000 and \$2,560,000 in 2021 and 2020, respectively. Contributions by the University and its employees, together with earnings thereon, are used to pay liabilities arising from healthcare claims. It is the opinion of University administration that plan assets are sufficient to meet future plan obligations.

The changes in the total self-insurance liabilities for the years ended September 30, 2021 and 2020 for the PLTF, GLTF and health plan are summarized as follows (in thousands):

	2021	2020
Balance, beginning of year	\$ 39,995	39,400
Liabilities incurred and other additions	98,027	101,204
Claims, administrative fees paid and other reductions	(96,412)	(100,609)
Balance, end of year	\$ 41,610	39,995

These amounts are included in other long-term liabilities (and current portion thereof) and in accounts payable and accrued liabilities in the accompanying statements of net position.

(15) Other Related Parties and Related-Party Transactions

SAMSF is a not-for-profit corporation that exists for the purpose of promoting education and research at the University. At September 30, 2021, SAMSF had total assets of \$10,684,000, net assets of \$9,673,000, and total revenues of \$1,750,000 for the year then ended. At September 30, 2020, SAMSF had total assets of \$10,662,000, net assets of \$9,515,000, and total revenues of \$1,345,000 for the year then ended. SAMSF reimburses the University for certain administrative expenses and other related support services. No such amounts were received for such expenses in 2021 and 2020.

(16) Commitments and Contingencies

(a) Grants and Contracts

At September 30, 2021 and 2020, the University had been awarded approximately \$80,663,000 and \$53,257,000, respectively, in grants and contracts for which resources had not been received and for which reimbursable expenditures had not been made for the purposes specified. These awards, which represent commitments of sponsors to provide funds for research or training projects, have not been

UNIVERSITY OF SOUTH ALABAMA
(A Component Unit of the State of Alabama)

Notes to Basic Financial Statements

September 30, 2021 and 2020

reflected in the accompanying basic financial statements, as the eligibility requirements of the awards have not been met. Advances are included in unrecognized revenues, and include amounts received from grant and contract sponsors which have not been expended under the terms of the agreements and, therefore, have not yet been included in revenues in the accompanying basic financial statements. Federal awards are subject to audit by federal agencies. The University's management believes any potential adjustment from such audits will not be material.

(b) Litigation

Various claims have been filed against the University alleging discriminatory employment practices and other matters. University administration and legal counsel are of the opinion the resolution of these matters will not have a material effect on the financial position or the statements of revenues, expenses, and changes in net position of the University.

(c) Rent Supplement Agreements

The University has entered into two irrevocable rent supplement agreements with the Corporation and a financial institution. The agreements require that, in the event the Corporation fails to maintain a debt service coverage ratio of one to one with respect to all of its outstanding indebtedness, the University will pay to the Corporation any and all rent amounts necessary to cause the Corporation's net operating income to be equal to the Corporation's annual debt service obligations (see note 6). As of September 30, 2021 and 2020, no amounts were payable pursuant to these agreements.

(d) USA Research and Technology Corporation Leases

The Corporation leases space in Building I to five tenants under operating leases. One lease has a 5-year initial term expiring in October 2023 with two 5 year renewal options. The second lease has a 5-year term expiring in April 2024 with no renewal option. The third lease has a 5-year term expiring in July 2024 with no renewal option. The fourth lease has a 5-year initial term expiring in August 2024 with one 5-year renewal option. The fifth lease has a 90-month initial term expiring in June 2025 with two 5-year renewal options.

Space in Buildings II and III is leased under operating leases to the University and various other tenants. The leases have remaining terms varying from month to month to seven years.

Under leases for Buildings I, II, and III, the Corporation must pay all operating expenses of the buildings, including utilities, janitorial, maintenance, and insurance. Tenants will reimburse the Corporation for such expenses only as the total expenses for a year increase over the total expenses for the base year of the lease (which generally is the first calendar year of the lease term). Under these leases, the Corporation must pay all operating expenses of the space, without reimbursement from tenants.

Space under lease to the University was 73,487 and 64,385 square feet at September 30, 2021 and 2020, respectively.

UNIVERSITY OF SOUTH ALABAMA
(A Component Unit of the State of Alabama)

Notes to Basic Financial Statements

September 30, 2021 and 2020

The Corporation owns a building located on the premises of the USA University Hospital, which is leased to a single tenant. The Corporation paid for construction of the building shell and land improvements while the tenant paid for the cost of finishing the building's interior. The lease had a 10 year initial term, expiring in March 2020, with three 5 year renewal options. The lease was renewed for an additional 5 years, expiring in March 2025, with two 5-year renewal options. Under the lease, the tenant must also pay for utilities, taxes, insurance, and interior repairs and maintenance. The Corporation is responsible for repairs and maintenance to the exterior and HVAC system.

The Corporation, as lessor, had three ground leases in place at September 30, 2021. One lease is for a 40 year initial term expiring in October 2046 with 20 year, and 15 year renewal options. The second lease is for a 30 year initial term expiring in October 2036 with four 5 year renewal options. The third lease has a 38.5 year initial term expiring in September 2046 with 20 year and 15 year renewal options.

Minimum future rentals by fiscal year are as follows (in thousands):

2022	\$	3,509
2023		2,674
2024		2,007
2025		1,193
2026		789
2027–2049		6,570
Total	\$	16,742

(17) Functional Expense Information

Operating expenses by functional classification for the years ended September 30, 2021 and 2020 are listed below (in thousands).

	2021	2020
Instruction	\$ 114,020	108,737
Research	30,068	31,558
Public service	8,320	7,009
Academic support	26,673	27,242
Student services	34,094	33,570
Institutional support	33,333	19,386
Operation and maintenance of plant	28,061	28,184
Scholarships	35,309	17,468
USA Health	614,610	523,020
Auxiliary enterprises	11,025	11,885
Depreciation and amortization	54,985	50,237
	\$ 990,498	858,296

UNIVERSITY OF SOUTH ALABAMA
(A Component Unit of the State of Alabama)

Notes to Basic Financial Statements

September 30, 2021 and 2020

(18) Blended Component Units

As more fully described in note 1, HCM, PLTF and GLTF are reported as blended component units. Required combining financial information of the aggregate blended component units as of and for the years ended September 30, 2021 and 2020 is presented below (in thousands):

	2021	2020
Current assets	\$ 27,505	13,858
Noncurrent assets	59,708	50,775
Total assets	87,213	64,633
Current liabilities	46,765	27,869
Noncurrent liabilities	36,721	33,743
Total liabilities	83,486	61,612
Net position	\$ 3,727	3,021
	2021	2020
Operating revenues	\$ 275,779	224,850
Operating expenses	(284,620)	(228,936)
Operating loss	(8,841)	(4,086)
Nonoperating revenues	9,547	5,069
Nonoperating expenses	—	—
Change in net position	\$ 706	983

(19) Recently Issued Accounting Pronouncements

The GASB issued Statement No. 95, *Postponement of the Effective Dates of Certain Authoritative Guidance*, in May 2020. Statement 95 is effective immediately to provide temporary relief in light of the COVID-19 pandemic by postponing the effective dates of certain provisions of other GASB statements that are effective or scheduled to become effective for periods beginning after June 15, 2018. The effective date of the statements noted below have been adjusted to reflect the postponed effective date as allowed by Statement 95.

In June 2017, the GASB issued Statement No. 87, *Leases*, which will be effective for the University beginning with the fiscal year ending September 30, 2022. This statement establishes a single model for lease accounting whereby certain leases that were previously classified as operating leases will now be reported on the statements of net position.

UNIVERSITY OF SOUTH ALABAMA
(A Component Unit of the State of Alabama)

Notes to Basic Financial Statements

September 30, 2021 and 2020

In June 2018, the GASB issued Statement No. 89, *Accounting for Interest Cost Incurred before the End of a Construction Period*, which will be effective beginning with fiscal year September 30, 2022. This statement requires that interest cost incurred before the end of a construction period be recognized as an expense in the period in which the cost is incurred for financial statements prepared using the economic resources measurement focus.

In May 2019, the GASB issued Statement No. 91, *Conduit Debt Obligations*, which will be effective beginning with the fiscal year ending September 30, 2023. The objective of this statement is to clarify the definition of conduit debt obligations, establish that conduit debt is not a liability of the issuer, establish standards for reporting additional commitments and voluntary commitments extended by issuers and improve note disclosures.

In January 2020, the GASB issued Statement No. 92, *Omnibus 2020*. Effective for the fiscal year ending September 30, 2022, this statement adds clarifying language and implementation guidance for statements 73, 74, 84 and 87.

In March 2020, the GASB issued statement No. 93, *Replacement of Interbank Offered Rates* and Statement No. 94, *Public-Private and Public-Public Partnerships and Availability Payment Arrangements*. This statement, effective for periods ending after December 31, 2021, addresses financial reporting implications related to the replacement of LIBOR, which is expected to cease to exist in its current form at the end of 2021.

In May 2020, the GASB issued Statement No. 96 *Subscription Based Information Technology Arrangements* effective beginning with the fiscal year ending September 30, 2023 and Statement No. 97 *Certain Component Unit Criteria, and Accounting and Financial Reporting for Internal Revenue Code Section 457 Plans Deferred Compensation Plans – An Amendment of GASB Statements No. 14 and No. 84, and a Supersession of GASB Statement No. 32*, effective beginning with the fiscal year ending September 30, 2022. Statement No. 96 requires subscription-based information technology arrangements (SBITA) be recorded as both an intangible asset and a corresponding subscription liability, provides capitalization criteria for outlays related to non-subscription payments, and requires note disclosures for SBITA. The objective of Statement No. 97 is to improve consistency and comparability of reporting for those entities who rely on the government to perform the duties of a governing board in its absence, mitigate the costs of reporting for defined contribution plans, and improve relevance, consistency, and comparability of accounting and financial reporting of Section 457 plans that meet the definition of a pension plan.

In October 2021, the GASB issued statement No. 98, *The Annual Comprehensive Financial Report and its acronym ACFR*. This statement, effective for periods after December 15, 2021, replaces instances of *comprehensive annual financial report* and its acronym in generally accepted accounting principles for state and local governments. This Statement was developed in response to concerns raised by stakeholders that the common pronunciation of the acronym for comprehensive annual financial report sounds like a profoundly objectionable racial slur. This Statement's introduction of the new term is founded on a commitment to promoting inclusiveness.

The effect of the implementation of GASB Statement Nos. 87, 89, 91, 92, 96 and 97 on the University has not yet been determined. Statements 93, 94 and 98 will not impact the University.

UNIVERSITY OF SOUTH ALABAMA
(A Component Unit of the State of Alabama)

Notes to Basic Financial Statements

September 30, 2021 and 2020

(20) COVID-19 Pandemic

COVID-19, a respiratory disease caused by a novel strain of the coronavirus, has spread around the world, including the State of Alabama. The Centers for Disease Control confirmed the spread of the disease to the United States in February 2020 and the World Health Organization declared the COVID-19 outbreak a pandemic in March 2020.

As a result of the pandemic, most higher education institutions, including the University, moved the delivery of all instruction to an on-line format in March 2020 and required that students, where possible, vacate on-campus residence halls. This had an adverse effect on the operations of the University due to the pro-rata refund of housing and dining fees and incremental costs incurred as a result of having to convert all instruction to an on-line format. All instruction for the May and summer terms was delivered online and residence calls remained largely closed. The University returned to a modified in-person delivery of education for the 2020 fall semester, although residence halls reopened at a lower occupancy level. For the 2021 fall semester, the University returned to normal operations and residence hall capacities returned to a near-normal level. Management is unable to predict the future impact of the pandemic on the University's operations.

Government orders suspending elective surgical and other procedures have had an adverse effect on the operations of healthcare providers, including USA Health, primarily due to reduction in overall patient volumes. Patient volumes and revenues experienced gradual improvement beginning in July 2020 and are now at normal levels. Management is unable to predict the future impact of the pandemic on USA Health's operations.

The Federal Coronavirus Aid, Relief, and Economic Security (CARES) Act was signed into law on March 27, 2020 and is designed to provide economic relief to Higher Education Institutions and other entities for a number of situations including the provision of direct financial support for students in need, reimbursement for the costs incurred as a result of moving instruction online, to provide relief funds for healthcare providers for purposes of covering costs incurred and lost revenues due to the pandemic. As of September 30, 2021, the University (including USA Health) has been awarded \$93,064,000 in CARES Act, and other funding from federal and state sources for COVID-19 relief. Of this amount \$68,749,000 was awarded during the year ended September 30, 2021 and \$24,315,000 was awarded during the year ended September 30, 2020. Of the total amounts awarded \$58,249,000 and \$11,350,000 have been recognized as nonoperating revenue in the statements of revenues, expenses, and changes in net position for the years ended September 30, 2021 and 2020, respectively.

UNIVERSITY OF SOUTH ALABAMA
(A Component Unit of the State of Alabama)

Notes to Basic Financial Statements

September 30, 2021 and 2020

Additionally, as part of the CARES Act, the Centers for Medicare and Medicaid Services (CMS) expanded the existing Accelerated and Advance Payments Program (MAAPS) to a broader group of healthcare providers. Accelerated or advance payments under the MAPPs program is intended to provide necessary funds when there is a disruption in claims submissions and processing for a healthcare provider. CMS can also offer these payments in circumstances such as a national emergency or natural disasters in order to accelerate cash flow to impacted healthcare providers. Beginning in April 2021, CMS began recouping the advanced payments by reducing the amount due to USA Health for Medicare and Medicaid services provided. CMS will reduce the remittances by 25% for the first 11 months and increase this percentage for the next six months if there is still a balance in advanced funds. The balance of the advanced payments are \$27,682,000 and \$35,156,000 as of September 30, 2021 and 2020, respectively and are reflected as unrecognized revenues in the accompanying 2021 and 2020 statements of net position.

The University's (including USA Health's) pandemic response plan has multiple facets and continues to evolve as the pandemic unfolds. Management has taken precautionary steps to enhance operational and financial flexibility and to react to the risks the COVID-19 pandemic presents to operations, including the following:

- Established a campus wide contact tracing office to minimize the spread of the virus and therefore minimizing the financial impact on the University.
- Established a campus-wide reopening committee, now known as the Covid-19 Response Team, to address COVID issues related to the reopening of campus, the return of employees and students to an in-person environment, and the on-going monitoring of the impact of Covid-19 on the University community.
- As part of campus reopening, the student housing model was revised to provide a safer environment for residential students. This was accomplished by increasing the number of single occupant rooms and creating a quarantine facility within housing for students that become COVID positive.
- Implemented a temporary 4.50% pay reduction in lieu of a one-day per month unpaid furlough for most campus employees from May through August of 2020. This unpaid furlough plan ultimately ended and funds were returned to employees due to positive financial results for the University.
- Proactively permanently eliminated certain positions, mostly unfilled, in academic and administrative areas.

Management believes the extent of the COVID-19 pandemic's adverse impact on operating results and financial condition has been and will continue to be driven by many factors, most of which are beyond the University's control and ability to forecast. Such factors include, but are not limited to, the scope and duration of stay-at-home practices and business closures and restrictions, government-imposed or recommended suspensions of elective procedures, continued declines in patient volumes for indeterminable length of time, incremental expenses required for supplies and personal protective equipment, and changes in professional and general liability exposures. The potential for a negative impact on University enrollment is also uncertain. Increased infection rates in our city and region certainly have the ability to increase the impact of these factors. Because of these and other uncertainties, management cannot accurately estimate the length or severity of the impact of the pandemic on the University.

UNIVERSITY OF SOUTH ALABAMA
(A Component Unit of the State of Alabama)

Required Supplementary Information

Schedule of the University's Proportionate Share of the Net Pension Liability and Related Ratios (Unaudited)

Teachers' Retirement Plan of Alabama

September 30, 2021

(In thousands)

	<u>2021</u>	<u>2020</u>	<u>2019</u>	<u>2018</u>	<u>2017</u>
University's proportion of the net pension liability	2.551330 %	2.664536 %	2.843720 %	3.018313 %	3.108048 %
University's proportionate share of the net pension liability	\$ 315,591	294,615	282,739	296,654	336,477
University's covered-employee payroll	184,984	181,875	190,559	191,520	200,464
University's proportionate share of the net pension liability as a percentage of its covered-employee payroll	170.60 %	161.99 %	148.37 %	154.89 %	167.85 %
Plan fiduciary net position as a percentage of the total pension liability	67.72 %	69.85 %	72.29 %	71.50 %	67.93 %

Schedule is intended to show information for 10 years. Additional years will be displayed as they become available.

See accompanying independent auditors' report.

UNIVERSITY OF SOUTH ALABAMA
(A Component Unit of the State of Alabama)

Required Supplementary Information

Schedule of the University's Pension Contributions (Unaudited)

Teachers' Retirement Plan of Alabama

September 30, 2021

(In thousands)

	<u>2021</u>	<u>2020</u>	<u>2019</u>	<u>2018</u>	<u>2017</u>
Contractually required contribution	\$ 21,566	21,413	22,481	22,262	23,664
Contributions in relation to the contractually required contribution	<u>21,566</u>	<u>21,413</u>	<u>22,481</u>	<u>22,262</u>	<u>23,664</u>
Contribution deficiency (excess)	<u>\$ —</u>	<u>—</u>	<u>—</u>	<u>—</u>	<u>—</u>
University's covered-employee payroll	\$ 184,984	181,875	190,559	191,520	200,464
Contributions as a percentage of covered-employee payroll	11.66%	11.77%	11.80%	11.62%	11.80%

Schedule is intended to show information for 10 years.

Additional years will be displayed as they become available.

See accompanying independent auditors' report.

UNIVERSITY OF SOUTH ALABAMA
(A Component Unit of the State of Alabama)

Required Supplementary Information

Schedule of the University's Proportionate Share of the Net OPEB Liability and Related Ratios (Unaudited)

Alabama Retired Education Employees' Health Care Trust

September 30, 2021

(In thousands)

	<u>2021</u>	<u>2020</u>	<u>2019</u>
University's proportion of the net OPEB liability	4.016210 %	2.737717 %	3.156420 %
University's proportionate share of the net OPEB liability	\$ 260,646	103,288	259,418
University's covered-employee payroll	184,984	181,875	190,559
University's proportionate share of the net OPEB liability as a percentage of its covered-employee payroll	140.90 %	56.79 %	136.14 %
Plan fiduciary net position as a percentage of the total OPEB liability	19.80 %	28.14 %	14.81 %

Schedule is intended to show information for 10 years. Additional years will be displayed as they become available.

See accompanying independent auditors' report.

UNIVERSITY OF SOUTH ALABAMA
(A Component Unit of the State of Alabama)

Required Supplementary Information

Schedule of the University's OPEB Contributions (Unaudited)

Alabama Retired Education Employees' Health Care Trust

September 30, 2021

(In thousands)

	<u>2021</u>	<u>2020</u>	<u>2019</u>
Contractually required contribution	\$ 6,868	7,947	7,772
Contributions in relation to the contractually required contribution	<u>6,868</u>	<u>7,947</u>	<u>7,772</u>
Contribution deficiency (excess)	<u>\$ —</u>	<u>—</u>	<u>—</u>
University's covered-employee payroll	\$ 184,984	181,875	190,559
Contributions as a percentage of covered-employee payroll	3.71 %	4.37 %	4.08 %

Schedule is intended to show information for 10 years.

Additional years will be displayed as they become available.

See accompanying independent auditors' report.

UNIVERSITY OF SOUTH ALABAMA
(A Component Unit of the State of Alabama)
Notes to Required Supplementary Schedules (Unaudited)
September 30, 2021 and 2020

(1) Summary of Cost Sharing Pension Plan Provisions and Assumptions

Employees of the University of South Alabama are covered by a cost sharing multiple-employer defined benefit pension plan administered by the Teachers Retirement System (TRS) of the State of Alabama.

(a) Actuarial Assumptions

The total pension liability as of September 30, 2021 and 2020 was determined by an actuarial valuation as of September 30, 2019 and 2018, using the following actuarial assumptions, applied to all periods included in the measurement:

	2021	2020
Inflation	2.75 %	2.75 %
Investment rate of return*	7.70	7.70
Projected salary increases	3.25-5.00	3.25-5.00

* Net of pension plan investment expense

The actuarial assumptions used in the September 30, 2019 valuation were based on the results of an actuarial experience study for the period October 1, 2010 through September 30, 2015. Mortality rates for TRS were based on the RP-2000 White Collar Mortality Table projected to 2020 using Scale BB and adjusted 115% for all ages for males and 112% for ages 78 and over for females. The rates of disabled mortality were based on the RP-2000 Disabled Mortality Table projected to 2020 using Scale BB and adjusted 105% for males and 120% for females.

The long-term expected rate of return on pension plan investments was determined using a log-normal distribution analysis in which best-estimate ranges of expected future real rates of return (expected returns, net of pension plan investment expense and inflation) are developed for each major asset class. These ranges are combined to produce the long-term expected rate of return by weighting the expected future real rates of return by the target asset allocation percentage and by adding expected inflation.

(b) Discount Rate

The discount rate used to measure the total pension liability as of both September 30, 2021 and 2020 was 7.70%. The projection of cash flows used to determine the discount rate assumed that plan member contributions will be made at the current contribution rate and that the employer contributions will be made at rates equal to the difference between actuarially determined contribution rates and the member rate. Based on those assumptions, the pension plan's fiduciary net position was projected to be available to make all projected future benefit payments of current plan members. Therefore, the long-term expected rate of return on pension plan investments was applied to all periods of projected benefit payments to determine the total pension liability.

UNIVERSITY OF SOUTH ALABAMA
(A Component Unit of the State of Alabama)
Notes to Required Supplementary Schedules (Unaudited)
September 30, 2021 and 2020

(2) Summary of OPEB Plan Provisions and Assumptions

Retirees of the University of South Alabama are covered by the Public Education Employees Health Insurance Plan (PEEHIP), which is a cost sharing multiple-employer defined benefit OPEB plan administered by the Teachers Retirement System (TRS) of the State of Alabama.

(a) Changes in Actuarial Assumptions

In 2019, the anticipated rates of participation, spouse coverage, and tobacco use were adjusted to more closely reflect actual experience.

(b) Recent Plan Changes

Beginning in plan year 2021, the Medicaid Advantage Prescription Drug plan premium rates exclude the ACA Health Insurer Fee which was repealed on December 20, 2019.

Effective January 1, 2017, Medicare eligible medical and prescription drug benefits are provided through the Medicare Advantage Prescription Drug plan.

The Health Plan is changed each year to reflect the ACA maximum annual out-of-pocket amounts.

UNIVERSITY OF SOUTH ALABAMA
(A Component Unit of the State of Alabama)
Notes to Required Supplementary Schedules (Unaudited)
September 30, 2021 and 2020

(a) Method and Assumptions Used in Calculations of Actuarially Determined Contributions

The actuarially determined contribution rates in the schedule of employer contributions are calculated as of September 30, 2017, three years prior to the end of the fiscal year in which contributions are reported. The following actuarial methods and assumptions were used to determine the most recent contribution rate reported in that schedule for the years ended September 30, 2021 and 2020:

	<u>2021</u>	<u>2020</u>
Actuarial cost method	Entry age normal	Entry age normal
Amortization method	Level percent of pay, closed	Level percent of pay
Remaining amortization period	24 years	25 years
Asset valuation method	Market value of assets	Market value of assets
Inflation	2.750%	2.875%
Health care cost trend rate:		
Pre-medicare eligible	7.00%	7.75%
Medicare eligible	5.00%	5.00%
Ultimate trend rate:		
Pre-medicare eligible	4.75%	5.00%
Medicare eligible	4.75%	5.00%
Year of ultimate trend rate	2026 for Pre-medicare eligible 2024 for Medicare eligible	2022 for Pre-medicare eligible 2018 for Medicare eligible
Investment rate of return	5.00%, including inflation	5.00%, including inflation

UNIVERSITY OF SOUTH ALABAMA
(A Component Unit of the State of Alabama)
Schedule of Expenditures of Federal Awards
Year ended September 30, 2021

Federal sponsor/Program title	CFDA Number	Pass-through award number	Pass-through entity	Direct expenditures	Pass-through to the University expenditures	Total expenditures	Pass-through to subrecipients expenditures
Student Financial Assistance Cluster*:							
U.S. Department of Education:							
Federal Supplemental Educational Opportunity Grant Program	84.007			\$ 496,939	—	496,939	—
Federal Work Study Program	84.033			402,316	—	402,316	—
Federal Perkins Loan Program	84.038			1,317,237	—	1,317,237	—
Federal Pell Grant Program	84.063			17,717,750	—	17,717,750	—
Federal Direct Student Loan Program	84.268			118,583,325	—	118,583,325	—
Teacher Education Assistance for College and Higher Education	84.379			36,274	—	36,274	—
Nurse Faculty Loan Program	93.264			146,557	—	146,557	—
Total Student Financial Assistance Cluster				<u>138,700,398</u>	<u>—</u>	<u>138,700,398</u>	<u>—</u>
Research and Development Cluster:							
U.S. Department of Agriculture:							
Forestry Research	10.652			75,945	—	75,945	—
Technical Assistance and Training Grants	10.761			15,526	—	15,526	—
U.S. Department of Agriculture	10.UNK			129,684	—	129,684	—
Total U.S. Department of Agriculture				<u>221,155</u>	<u>—</u>	<u>221,155</u>	<u>—</u>
U.S. Department of Commerce:							
Sea Grant Support	11.417	18-03 548001-1000	Texas A&M University	—	30,625	30,625	19,535
Coastal Zone Management Estuarine Research Reserves	11.420			43,994	—	43,994	462
Marine Fisheries Initiative	11.433			26,139	—	26,139	—
Cooperative Fishery Statistics	11.434	21.0024	National Oceanic and Atmospheric Administration	—	125,243	125,243	—
Gulf Coast Ecosystem Restoration Science, Observation, Monitoring, and Technology	11.451			413,273	—	413,273	238,984
Meteorologic and Hydrologic Modernization Development	11.467	SUBAWD001579	University Corporation for Atmospheric Research	—	2,045	2,045	—
Center for Sponsored Coastal Ocean Research – Coastal Ocean	11.478	17024-USA-001	Florida Gulf Coast University	—	56,795	56,795	20,122
Measurement and Engineering Research and Standards	11.609	G-99042-12	Colorado State University	—	48,143	48,143	—
Arrangements for Interdisciplinary Research Infrastructure	11.619	140453	Colorado State University	—	(108)	(108)	—
Total U.S. Department of Commerce				<u>483,406</u>	<u>262,743</u>	<u>746,149</u>	<u>279,103</u>
U.S. Department of Defense:							
Military Medical Research and Development	12.420			45,872	—	45,872	—
Basic Scientific Research	12.451			180,892	—	180,892	89,035
Basic, Applied, and Advanced Research in Science and Engineering	12.630			179,378	—	179,378	43,300
Air Force Defense Research Sciences Program	12.800			34,929	—	34,929	—
Department of Defense	12.UNK			527,099	—	527,099	119,894
Department of Defense	12.UNK	170262	Faraday Technology, Inc.	—	207	207	—
Department of Defense	12.UNK	2103140-13	Stevens Institute of Technology	—	423	423	—
Department of Defense	12.UNK	2102964-17	Stevens Institute of Technology	—	3,299	3,299	—
Total U.S. Department of Defense				<u>968,170</u>	<u>3,929</u>	<u>972,099</u>	<u>252,229</u>
U.S. Department of Interior:							
Wildlife Restoration	15.611	21-0166A	ADCNR	—	74,659	74,659	—
Wildlife Restoration	15.611	20-0173	ADCNR	—	12,424	12,424	—
Total CFDA				<u>—</u>	<u>87,083</u>	<u>87,083</u>	<u>—</u>
Natural Resource Damage Assessment, Restoration, and Implementation	15.658	15900.341559.02	Mississippi State University	—	12,261	12,261	—
Department of Interior	15.UNK			2,379,894	—	2,379,894	95,913
Department of Interior	15.UNK	140D0419-9-0003	Wichita State University	—	177,991	177,991	—
Total U.S. Department of Interior				<u>2,379,894</u>	<u>277,335</u>	<u>2,657,229</u>	<u>95,913</u>
U.S. Department of Justice:							
National Sexual Assault Kit Initiative	16.833	18-0054	Mobile Police Department	—	54,100	54,100	—
National Sexual Assault Kit Initiative	16.833	2018-AK-BX-0006	City of Mobile	—	87,920	87,920	—
Total CFDA				<u>—</u>	<u>142,020</u>	<u>142,020</u>	<u>—</u>
U.S. Department of Justice	16.UNK	20-0015	City of Mobile	—	28,971	28,971	—
U.S. Department of Justice	16.UNK	20-0413	City of Mobile	—	6,363	6,363	—
Total U.S. Department of Justice				<u>—</u>	<u>177,354</u>	<u>177,354</u>	<u>—</u>
U.S. Department of Transportation:							
Highway Planning and Construction	20.205	HSIP-NR18(911)	Alabama Department of Transportation	—	2,888	2,888	—
Highway Planning and Construction	20.205	930-937	Alabama Department of Transportation	—	6,595	6,595	—
Highway Planning and Construction	20.205	#1954 (0X-001954-000)	Alabama Department of Transportation	—	36,405	36,405	—
Highway Planning and Construction	20.205	#1954 (0X-001954-003)	Alabama Department of Transportation	—	21,243	21,243	—
Highway Planning and Construction	20.205	930-980	Alabama Department of Transportation	—	41,230	41,230	5,132
Total U.S. Department of Transportation				<u>—</u>	<u>108,361</u>	<u>108,361</u>	<u>5,132</u>

UNIVERSITY OF SOUTH ALABAMA
(A Component Unit of the State of Alabama)
Schedule of Expenditures of Federal Awards
Year ended September 30, 2021

Federal sponsor/Program title	CFDA Number	Pass-through award number	Pass-through entity	Direct expenditures	Pass-through to the University expenditures	Total expenditures	Pass-through to subrecipients expenditures
National Aeronautics and Space Administration:							
Aerospace Education Services Program	43.001			\$ 34,326	—	34,326	3,462
Aerospace Education Services Program	43.001	USA 19-001	Von Braun Center for Science & Innovation	—	2,561	2,561	—
Total CFDA				34,326	2,561	36,887	3,462
Exploration	43.003	Various	University of Alabama in Huntsville	—	4,117	4,117	—
Education	43.008	Various	University of Alabama in Huntsville	—	140,205	140,205	15,434
NASA	43.UNK			236	—	236	—
Total National Aeronautics and Space Administration				34,562	146,883	181,445	18,896
National Science Foundation:							
Engineering Grants	47.041			232,116	—	232,116	9,610
Engineering Grants	47.041	2017-91	University of Alabama in Huntsville	—	23,558	23,558	—
Total CFDA				232,116	23,558	255,674	9,610
Mathematical and Physical Sciences	47.049			57,735	—	57,735	—
Geosciences	47.050			67,170	—	67,170	17,441
Geosciences	47.050	17056-NSF-USA-MCI-02	Florida Gulf Coast University	—	246,239	246,239	—
Geosciences	47.050	17056-NSF-USA-MCI-03	Florida Gulf Coast University	—	2,562	2,562	—
Geosciences	47.050	2722JK	Dauphin Island Sea Lab	—	18,013	18,013	—
Total CFDA				67,170	266,814	333,984	17,441
Computer and Information Science and Engineering	47.070			215,052	—	215,052	29,093
Computer and Information Science and Engineering	47.070	AWD-001289-G1	Georgia Institute of Technology	—	124,384	124,384	—
Total CFDA				215,052	124,384	339,436	29,093
Biological Sciences	47.074			254,228	—	254,228	—
Social Behavioral and Economic Sciences	47.075			68,226	—	68,226	7,001
Education and Human Resources	47.076			1,700,302	—	1,700,302	—
Education and Human Resources	47.076	2102429-01	Stevens Institute of Technology	—	(254)	(254)	—
Total CFDA				1,700,302	(254)	1,700,048	—
Polar Programs	47.078	UA 16-052	University of Alabama	—	62,078	62,078	—
International Science and Engineering (OISE) (B)	47.079			685,775	—	685,775	525,567
Office of Integrative Activities	47.083			59,274	—	59,274	—
Office of Integrative Activities	47.083	330221-03	University of Louisiana at Lafayette	—	182,824	182,824	—
Total CFDA				59,274	182,824	242,098	—
National Science Foundation	47.UNK	19-84813-01	University of Texas Medical Branch	—	120,104	120,104	—
Total National Science Foundation				3,339,878	779,508	4,119,386	588,712
U.S. Department of Veteran Affairs	64.UNK			11,062	—	11,062	—
U.S. Environmental Protection Agency:							
Gulf Coast Ecosystem Restoration Council Comprehensive Plan Component	66.130	20-0531	Dauphin Island Sea Lab	—	8,343	8,343	—
Gulf of Mexico Program	66.475			267,045	—	267,045	103,738
Total U.S. Environmental Protection Agency				267,045	8,343	275,388	103,738
U.S. Department of Energy:							
Basic Energy Sciences University and Science Education	81.049			1,325,488	—	1,325,488	797,907
U.S. Consumer Product Safety Commission:							
Gulf Coast Ecosystem Restoration Council	87.051	B2F1-CLSM/GT1CP21AL001-01-00	Dauphin Island Sea Lab	—	82,748	82,748	—
U.S. Department of Health and Human Services:							
Enhance Safety of Children Affected by Substance Abuse	93.087	00517555-001	University of Alabama at Birmingham	—	9,507	9,507	—
Biological Response to Environmental Health Hazards	93.113			1,253,758	—	1,253,758	—
Biological Response to Environmental Health Hazards	93.113	17056-NIH-USA/MCI-02	Florida Gulf Coast University	—	267,465	267,465	—
Biological Response to Environmental Health Hazards	93.113	579730	University of Arizona	—	86,776	86,776	—
Biological Response to Environmental Health Hazards	93.113	1R44ES032522-01	Amelia Technologies LLC	—	37,050	37,050	—
Biological Response to Environmental Health Hazards	93.113	97220614	University of California, San Diego	—	95,221	95,221	—
Total CFDA				1,253,758	486,512	1,740,270	—
Injury Prevention and Control Research and State Grants	93.136			280,667	—	280,667	31,190
Research and Training in Alternative Medicine	93.213			10,040	—	10,040	—
Discovery and Applied Research for Technological Innovations to Improve Human Health	93.286			93,788	—	93,788	—
Trans-NIH Research Support	93.310	18-0083	University of Alabama at Birmingham	—	645,535	645,535	—

UNIVERSITY OF SOUTH ALABAMA
(A Component Unit of the State of Alabama)
Schedule of Expenditures of Federal Awards
Year ended September 30, 2021

Federal sponsor/Program title	CFDA Number	Pass-through award number	Pass-through entity	Direct expenditures	Pass-through to the University expenditures	Total expenditures	Pass-through to subrecipients expenditures
National Center for Advancing Translational Sciences	93.350	20-0575	University of Alabama at Birmingham	\$ —	46,543	46,543	—
National Center for Advancing Translational Sciences	93.350	000520695-002	University of Alabama at Birmingham	—	151,147	151,147	—
National Center for Advancing Translational Sciences	93.350	000520679-010	University of Alabama at Birmingham	—	115,106	115,106	—
National Center for Advancing Translational Sciences	93.350	20-0619	University of Alabama at Birmingham	—	49,118	49,118	—
National Center for Advancing Translational Sciences	93.350	000524523-SC003	University of Alabama at Birmingham	—	8,737	8,737	—
National Center for Advancing Translational Sciences	93.350	000520679-SC010	University of Alabama at Birmingham	—	69,995	69,995	—
Total CFDA				—	440,646	440,646	—
Research Infrastructure Programs	93.351			264,365	—	264,365	156,470
Advanced Education Nursing Traineeships	93.358	XIONG/ZHA 001/R01NS140349	Morehouse School of Medicine, Inc.	—	(7,731)	(7,731)	—
Nursing Research	93.361			27,866	—	27,866	—
Nursing Research	93.361	20-0206	University of Alabama at Birmingham	—	39,105	39,105	—
Total CFDA				27,866	39,105	66,971	—
Cancer Cause and Prevention Research	93.393			1,218,718	—	1,218,718	—
Cancer Cause and Prevention Research	93.393	FCCC#15137-01	Fox Chase Cancer Center	—	321,286	321,286	—
Cancer Cause and Prevention Research	93.393	000526224-SC001	University of Alabama at Birmingham	—	68,616	68,616	—
Total CFDA				1,218,718	389,902	1,608,620	—
Cancer Treatment Research	93.395			454,137	—	454,137	48,128
Cancer Treatment Research	93.395	9500100715	Children's Hospital of Philadelphia	—	1,625	1,625	—
Cancer Treatment Research	93.395	170272	Children's Hospital of Philadelphia	—	6	6	—
Cancer Treatment Research	93.395	35263-1	Augusta University Research Institute Inc.	—	61,604	61,604	—
Cancer Treatment Research	93.395	FP00026529_SUB384_01	Children's Hospital of Philadelphia	—	139	139	—
Total CFDA				454,137	63,374	517,511	48,128
Cancer Biology Research	93.396			226,412	—	226,412	—
Cancer Biology Research	93.396	000528128-001	University of Alabama at Birmingham	—	13,542	13,542	—
Total CFDA				226,412	13,542	239,954	—
Cardiovascular Diseases Research	93.837			423,381	—	423,381	—
Cardiovascular Diseases Research	93.837	180090	University of Alabama at Birmingham	—	56,246	56,246	—
Total CFDA				423,381	56,246	479,627	—
Lung Diseases Research	93.838			4,397,650	—	4,397,650	152,822
Lung Diseases Research	93.838	170187	Thomas Jefferson University	—	117,564	117,564	—
Lung Diseases Research	93.838	NIH 5 R01 HL058506-22	Thomas Jefferson University	—	107,046	107,046	—
Total CFDA				4,397,650	224,610	4,622,260	152,822
Arthritis Musculoskeletal and Skin Diseases Research	93.846			(5,686)	—	(5,686)	—
Diabetes, Digestive, and Kidney Diseases Extramural Research	93.847	576028	University of Pennsylvania	—	32,613	32,613	—
Clinical Research Related to Neurological Disorders	93.853			209,303	—	209,303	8,999
Clinical Research Related to Neurological Disorders	93.853	012044-138674	University of Cincinnati	—	755	755	—
Clinical Research Related to Neurological Disorders	93.853	010785-138674	University of Cincinnati	—	1,349	1,349	—
Clinical Research Related to Neurological Disorders	93.853	012043-138674	University of Cincinnati	—	782	782	—
Total CFDA				209,303	2,886	212,189	8,999
Allergy and Infectious Diseases Research	93.855			612,437	—	612,437	—
Allergy and Infectious Diseases Research	93.855	000522211-016	University of Alabama at Birmingham	—	11,849	11,849	—
COVID-19 – Allergy and Infectious Diseases Research	93.855	20-0345	Florida International University	—	17,532	17,532	—
Total CFDA				612,437	29,381	641,818	—
Pharmacology Physiology and Biological Chemistry	93.859			547,404	—	547,404	218,027
Pharmacology Physiology and Biological Chemistry	93.859	783K893	University of Wisconsin-Madison	—	22,773	22,773	—
Total CFDA				547,404	22,773	570,177	218,027
Aging Research	93.866			227,384	—	227,384	—
Aging Research	93.866	168700/168699	University of San Antonio	—	59,886	59,886	—
Total CFDA				227,384	59,886	287,270	—
HIV Prevention Activities Health Department Based	93.940	19-0124	University of Alabama at Birmingham	—	33,753	33,753	—
Medicaid	93.UNK	19-0041	ADT Pharmaceuticals Inc	—	62,711	62,711	—
Medicaid	93.UNK	19-0062	Florida International University	—	22,499	22,499	—
Medicaid	93.UNK	HHSO100201500027C	Stratatech Corporation	—	50,916	50,916	—
National Institute of Health	93.UNK	18038-01	Fox Chase Cancer Center	—	(39,833)	(39,833)	—
Total U. S. Department of Health and Human Services				10,241,624	2,638,833	12,880,457	615,636
Total Research and Development Cluster				19,272,284	4,486,037	23,758,321	2,757,266

UNIVERSITY OF SOUTH ALABAMA
(A Component Unit of the State of Alabama)
Schedule of Expenditures of Federal Awards
Year ended September 30, 2021

Federal sponsor/Program title	CFDA Number	Pass-through award number	Pass-through entity	Direct expenditures	Pass-through to the University expenditures	Total expenditures	Pass-through to subrecipients expenditures
Other federal assistance:			4,485,963				
U.S. Department of Commerce:							
Coastal Zone Management Administration Awards	11.419	USA-CZM-309-20-1	Alabama Dept. of Conservation and Natural Resources	\$ —	9,428	9,428	—
Gulf Coast Ecosystem Restoration Science, Observation, Monitoring, and Technology	11.451	DISL SHORT FORM D-14	Dauphin Island Sea Lab	—	249	249	—
U.S. Department of Commerce	11.UNK	20-0398	Synoptic Data PBC	—	33,074	33,074	—
Total U.S. Department of Commerce				—	42,751	42,751	—
U.S. Department of Defense:							
Basic Scientific Research	12.431						
Air Force Defense Research Sciences Program	12.800			121,847	—	121,847	—
U.S. Department of Defense	12.UNK	DESE-19-020	DESE Research, Inc	—	25,874	25,874	—
U.S. Department of Defense	12.UNK	21-0052	Colsa Corporation	—	70,811	70,811	—
U.S. Department of Defense	12.UNK	DI-SC-21-30	Dynetics, Inc.	—	104,605	104,605	—
Total U.S. Department of Defense				121,847	201,290	323,137	—
U.S. Department of Interior:							
Battlefield Land Acquisition Grants (B)	15.928			293,354	—	293,354	—
U.S. Department of Justice:							
Crime Victim Assistance / Discretionary Grants	16.582			133,153	—	133,153	2,468
Equitable Sharing Program	16.922			6,324	—	6,324	—
Total U.S. Department of Justice				139,477	—	139,477	2,468
U.S. Department of Labor:							
WIOA Youth Activities Cluster	17.259	07703881	Southwest Alabama Partnership for Training & Employment, Inc	—	53,539	53,539	—
U.S. Department of Transportation:							
Highway Planning and Construction	20.205	#2283 (OX-002283-000)	Alabama Department of Transportation	—	18,091	18,091	—
U.S. Department of Treasury:							
COVID-19 – Coronavirus Relief Fund*	21.019	20-0544	Alabama Department of Finance	—	1,196,916	1,196,916	—
COVID-19 – Coronavirus Relief Fund*	21.019	SLT00002 / SLT0223	Alabama Department of Finance	—	2,457,694	2,457,694	—
COVID-19 – Coronavirus Relief Fund*	21.019	SLT00002 / SLT0223	University of Alabama at Birmingham	—	295,556	295,556	—
Total U.S. Department of Treasury				—	3,950,166	3,950,166	—
National Aeronautics and Space Administration:							
Aerospace Education Services Program	43.001	2015-055	University of Alabama in Huntsville	—	783	783	—
Aerospace Education Services Program	43.001	2020-1257-2	University of Alabama in Huntsville	—	647	647	—
Total CFDA				—	1,430	1,430	—
Exploration	43.003	XHAB 2020-02	National Space Grant Foundation	—	10,032	10,032	—
Office of Stem Engagement	43.008	Various	University of Alabama in Huntsville	—	30,641	30,641	—
National Aeronautics and Space Administration	43.UNK	21-0119	Jacobs Space Exploration Group	—	26,054	26,054	—
Total National Aeronautics and Space Administration				—	68,157	68,157	—
National Endowment for the Humanities:							
Promotion of the Humanities Federal / State Partnership	45.129	0321-2680MJ	Alabama Humanities Alliance	—	3,000	3,000	—
Promotion of the Humanities, Fellowships, and Stipends	45.160			59,710	—	59,710	—
Total National Endowment for the Humanities				59,710	3,000	62,710	—
U.S. Department of Education:							
Undergraduate International Studies and Foreign Language	84.016			25,943	—	25,943	—
TRIO Cluster:							
TRIO Talent Search	84.044			348,454	—	348,454	—
TRIO Upward Bound	84.047			337,252	—	337,252	—
Total TRIO Cluster				685,706	—	685,706	—
Improving Teacher Quality State Grants	84.367	U210502	Alabama State Department of Education	—	84,088	84,088	—
Improving Teacher Quality State Grants	84.367	U210520	Alabama State Department of Education	—	21,758	21,758	—
Total CFDA				—	105,846	105,846	—
Transition Programs for Students with Intellectual Disabilities into Higher Ed	84.407			726,376	—	726,376	—
COVID-19 – Higher Education Emergency Relief Fund – Student*	84.425E			21,908,200	—	21,908,200	—
COVID-19 – Higher Education Emergency Relief Fund – Institution*	84.425F			13,372,707	—	13,372,707	—
COVID-19 – Higher Education Emergency Relief Fund – Strengthening Institutions Program*	84.425M			1,260,984	—	1,260,984	—
Total Education Stabilization Fund				36,541,891	—	36,541,891	—
Total U.S. Department of Education				37,979,916	105,846	38,085,762	—

UNIVERSITY OF SOUTH ALABAMA
(A Component Unit of the State of Alabama)
Schedule of Expenditures of Federal Awards
Year ended September 30, 2021

Federal sponsor/Program title	CFDA Number	Pass-through award number	Pass-through entity	Direct expenditures	Pass-through to the University expenditures	Total expenditures	Pass-through to subrecipients expenditures
U.S. Department of Health and Human Services:							
COVID-19 – Coordinated Services and Access to Research for Women, Infants, Children and Youth	93.153			\$ 816,618	—	816,618	—
Nursing Workforce Diversity	93.178			59,569	—	59,569	—
Advanced Education Nursing Workforce Grant Programs	93.247			992,674	—	992,674	—
Immunization Cooperative Agreements	93.268	C10114059 (GC-21-122)	State of Alabama Department of Public Health	—	9,924	9,924	—
Epidemiology & Laboratory Capacity for Infectious Diseases	93.323	C10114152 (GC-21-262)	State of Alabama Department of Public Health	—	10,868	10,868	—
Epidemiology & Laboratory Capacity for Infectious Diseases	93.323	C10114172 (GC-21-329)	State of Alabama Department of Public Health	—	9,834	9,834	—
Total CFDA				—	20,702	20,702	—
Research Infrastructure Programs	93.351			600,000	—	600,000	—
COVID-19 Provider Relief Fund*	93.498			6,838,040	—	6,838,040	—
ACA-Transforming Clinical Practice Initiative: Practice Transformation Networks (PTNs)	93.638	18-0365	Vizient, Inc.	—	(38,119)	(38,119)	—
Foster Care Title IV-E	93.658	Various	University of Alabama	—	87,954	87,954	—
Medical Student Education	93.680			1,508,431	—	1,508,431	284,860
PPHF-2012 Mental and Behavioral Health Education and Training Grants	93.732			457,607	—	457,607	—
Organized Approaches to Increase Colorectal Cancer Screening	93.800	C90116208 (GC-19-322)	State of Alabama Dept of Public Health	—	14,414	14,414	—
Hospital Preparedness Program (HPP) Ebola Preparedness and Response Activities	93.817	C90116240 (GC-19-395)	State of Alabama Department of Public Health	—	(6)	(6)	—
Lung Diseases Research	93.838	000529541-SC002-ARR	University of Alabama at Birmingham	—	44,133	44,133	—
Grants for Primary Care Training and Enhancement	93.884			438,169	—	438,169	—
COVID-19 National Bioterrorism Hospital Preparedness Program	93.889	C00119185 (GC-20-363)	State of Alabama Department of Public Health	—	1,365,454	1,365,454	—
National Bioterrorism Hospital Preparedness Program	93.889	C00119195 (GC-20-376)	State of Alabama Department of Public Health	—	610,405	610,405	—
National Bioterrorism Hospital Preparedness Program	93.889	C00119228 (GC-20-424)	State of Alabama Department of Public Health	—	598,975	598,975	18,035
National Bioterrorism Hospital Preparedness Program	93.889	C10114230 (GC-21-406)	State of Alabama Department of Public Health	—	150,089	150,089	—
National Bioterrorism Hospital Preparedness Program	93.889	C10114248 (GC-21-426)	State of Alabama Department of Public Health	—	38,140	38,140	—
COVID-19 – National Bioterrorism Hospital Preparedness Program	93.889	21-0336	Alabama Hospital Association	—	8,421	8,421	—
COVID-19 – National Bioterrorism Hospital Preparedness Program	93.889	21-0071	Alabama Hospital Association	—	20,079	20,079	—
COVID-19 – National Bioterrorism Hospital Preparedness Program	93.889	21.0072	Alabama Hospital Association	—	53,631	53,631	—
Total CFDA				—	2,845,194	2,845,194	18,035
HIV Care Formula Grants	93.917	RW-USAF-2021	United Way of Central Alabama	—	46,264	46,264	—
Maternal and Child Health Services Block Grant to the States	93.994	C10114041 (GC-21-081)	Health Resources Services Administration	—	4,436	4,436	—
COVID-19-Claims Reimbursement to Health Care Providers and Facilities for Testing, Treatment, and Vaccine Administration for the Uninsured*	93.461			2,912,615	—	2,912,615	—
Total U.S. Department of Health and Human Services				14,623,723	3,034,896	17,658,619	302,885
Corporation for National and Community Service: AmeriCorp	94.006			10,012	—	10,012	—
Total other federal assistance				53,228,039	7,477,736	60,705,775	302,885
Total federal expenditures				\$ 211,200,721	11,963,773	223,164,494	3,062,619

* Indicates major program

See accompanying notes to schedule of expenditures of federal awards.

UNIVERSITY OF SOUTH ALABAMA
(A Component Unit of the State of Alabama)

Notes to Schedule of Expenditures of Federal Awards

September 30, 2021

(1) Basis of Presentation

The accompanying schedule of expenditures of federal awards (the Schedule) includes the federal grant activity of the University of South Alabama (the University) and is presented on the accrual basis of accounting. The information in the Schedule is presented in accordance with the requirements of Title 2 U.S. Code of Federal Regulations Part 200, *Uniform Administrative Requirements, Cost Principles, and Audit Requirements for Federal Awards (Uniform Guidance)*. Therefore, some amounts presented in the Schedule may differ from amounts presented in, or used in the preparation of, the basic financial statements.

(2) Campus-Based Loan Programs

Outstanding campus-based federal loans made by the University are included in notes receivable in the University's 2021 statement of net position and consist of the following loan programs:

	CFDA #		Outstanding amounts at September 30, 2021	Amounts advanced in 2021
Federal Perkins Loan Program	84.038	\$	942,050	—
Nurse Faculty Loan Program	93.264		912,694	146,557
Nurse Faculty Loan Program ARRA	93.408		4,032	—
		\$	1,858,776	146,557

For the Federal Perkins Loan Program (FPLP) the Schedule includes the beginning of the year balance of loans outstanding under the FPLP and current year FPLP loan advances to students totaling \$1,317,237 and \$0, respectively. No administrative cost allowance was claimed related to the FPLP during 2021.

(3) Contingencies

The University's federal programs are subject to financial and compliance audits by grantor agencies which may result in disallowed expenditures and affect the University's continued participation in specific programs.

(4) Federal Direct Student Loans (CFDA #84.268)

The University's Federal Direct Student Loan Program (Direct Loan) included in the Schedule represents loans advanced to students of the University during 2021, which were not originated by the University. Accordingly, Direct Loan amounts are not reflected in the University's basic financial statements. It is not practicable to determine the balance of loans outstanding to students and former students of the University under these programs as of September 30, 2021.

UNIVERSITY OF SOUTH ALABAMA
(A Component Unit of the State of Alabama)

Notes to Schedule of Expenditures of Federal Awards

September 30, 2021

During the year ended September 30, 2021, the University advanced to students the following amounts of new loans under Direct Loan Programs:

	<u>Amounts advanced</u>
Stafford loans	\$ 15,534,131
Unsubsidized Stafford loans	68,050,483
Parent Loans for Students	<u>34,998,711</u>
Total	<u>\$ 118,583,325</u>

(5) Matching

Under the Federal Supplemental Education Opportunity Grant Program, the University matched \$210,258 in funds awarded to students for the year ended September 30, 2021 in addition to the Federal share of expenditures included in the Schedule.

(6) Indirect Cost Rate

For the year ended September 30, 2021, the University did not elect to use the 10% De Minimis Indirect Cost Rate permitted by Uniform Guidance, as a negotiated indirect cost rate existed on all grants where indirect costs are applicable.



KPMG LLP
Suite 1100
One Jackson Place
188 East Capitol Street
Jackson, MS 39201-2127

Independent Auditors' Report on Internal Control Over Financial Reporting and on Compliance and Other Matters Based on an Audit of Financial Statements Performed in Accordance With *Government Auditing Standards*

The Board of Trustees
University of South Alabama:

We have audited, in accordance with the auditing standards generally accepted in the United States of America and the standards applicable to financial audits contained in *Government Auditing Standards*, issued by the Comptroller General of the United States, the financial statements of the business type activities and aggregate discretely presented component units of the University of South Alabama, a component unit of the State of Alabama, (the University), as of September 30, 2021 and for the year then ended, and the related notes to the financial statements, which collectively comprise the University's basic financial statements, and have issued our report thereon dated November 15, 2021. The financial statements of the University of South Alabama Foundation were not audited in accordance with *Government Auditing Standards*, and accordingly, this report does not include reporting on internal control over financial reporting or instances of reportable noncompliance associated with the University of South Alabama Foundation.

Internal Control Over Financial Reporting

In planning and performing our audit of the financial statements, we considered the University's internal control over financial reporting (internal control) as a basis for designing audit procedures that are appropriate in the circumstances for the purpose of expressing our opinions on the financial statements, but not for the purpose of expressing an opinion on the effectiveness of the University's internal control. Accordingly, we do not express an opinion on the effectiveness of the University's internal control.

A deficiency in internal control exists when the design or operation of a control does not allow management or employees, in the normal course of performing their assigned functions, to prevent, or detect and correct, misstatements on a timely basis. A material weakness is a deficiency, or a combination of deficiencies, in internal control, such that there is a reasonable possibility that a material misstatement of the entity's financial statements will not be prevented, or detected and corrected on a timely basis. A significant deficiency is a deficiency, or a combination of deficiencies, in internal control that is less severe than a material weakness, yet important enough to merit attention by those charged with governance.

Our consideration of internal control was for the limited purpose described in the first paragraph of this section and was not designed to identify all deficiencies in internal control that might be material weaknesses or significant deficiencies. Given these limitations, during our audit we did not identify any deficiencies in internal control that we consider to be material weaknesses. However, material weaknesses may exist that have not been identified.



Compliance and Other Matters

As part of obtaining reasonable assurance about whether the University's financial statements are free from material misstatement, we performed tests of its compliance with certain provisions of laws, regulations, contracts, and grant agreements, noncompliance with which could have a direct and material effect on the financial statements. However, providing an opinion on compliance with those provisions was not an objective of our audit, and accordingly, we do not express such an opinion. The results of our tests disclosed no instances of noncompliance or other matters that are required to be reported under *Government Auditing Standards*.

Purpose of this Report

The purpose of this report is solely to describe the scope of our testing of internal control and compliance and the results of that testing, and not to provide an opinion on the effectiveness of the University's internal control or on compliance. This report is an integral part of an audit performed in accordance with *Government Auditing Standards* in considering the University's internal control and compliance. Accordingly, this communication is not suitable for any other purpose.

KPMG LLP

Jackson, Mississippi
November 15, 2021



KPMG LLP
Suite 1100
One Jackson Place
188 East Capitol Street
Jackson, MS 39201-2127

Independent Auditors' Report on Compliance for Each Major Federal Program; Report on Internal Control over Compliance; and Report on Schedule of Expenditures of Federal Awards Required by the Uniform Guidance

The Board of Trustees
University of South Alabama:

Report on Compliance for Each Major Federal Program

We have audited the University of South Alabama (the University)'s compliance with the types of compliance requirements described in the *OMB Compliance Supplement* that could have a direct and material effect on each of the University's major federal programs for the year ended September 30, 2021. The University's major federal programs are identified in the summary of auditors' results section of the accompanying schedule of findings and questioned costs.

Management's Responsibility

Management is responsible for compliance with federal statutes, regulations, and the terms and conditions of its federal awards applicable to its federal programs.

Auditors' Responsibility

Our responsibility is to express an opinion on compliance for each of the University's major federal programs based on our audit of the types of compliance requirements referred to above. We conducted our audit of compliance in accordance with auditing standards generally accepted in the United States of America; the standards applicable to financial audits contained in *Government Auditing Standards*, issued by the Comptroller General of the United States; and the audit requirements of Title 2 U.S. Code of Federal Regulations Part 200, *Uniform Administrative Requirements, Cost Principles, and Audit Requirements for Federal Awards (Uniform Guidance)*. Those standards and the Uniform Guidance require that we plan and perform the audit to obtain reasonable assurance about whether noncompliance with the types of compliance requirements referred to above that could have a direct and material effect on a major federal program occurred. An audit includes examining, on a test basis, evidence about the University's compliance with those requirements and performing such other procedures as we considered necessary in the circumstances.

We believe that our audit provides a reasonable basis for our opinion on compliance for each major federal program. However, our audit does not provide a legal determination of the University's compliance.

Opinion on Each Major Federal Program

In our opinion, the University complied, in all material respects, with the types of compliance requirements referred to above that could have a direct and material effect on each of its major federal programs for the year ended September 30, 2021.

Other Matters

The results of our auditing procedures disclosed instances of noncompliance which are required to be reported in accordance with the Uniform Guidance and which are described in the accompanying schedule of findings and questioned costs as items 2021-001 and 2021-002. Our opinion on each major federal program is not modified with respect to these matters.



The University's responses to the noncompliance findings identified in our audit are described in the accompanying schedule of findings and questioned costs. The University is also responsible for preparing a corrective action plan to address each audit finding included in our auditors' report. The University's responses and corrective action plan were not subjected to the auditing procedures applied in the audit of compliance and, accordingly, we express no opinion on the responses or the corrective action plan.

Report on Internal Control Over Compliance

Management of the University is responsible for establishing and maintaining effective internal control over compliance with the types of compliance requirements referred to above. In planning and performing our audit of compliance, we considered the University's internal control over compliance with the types of requirements that could have a direct and material effect on each major federal program to determine the auditing procedures that are appropriate in the circumstances for the purpose of expressing an opinion on compliance for each major federal program and to test and report on internal control over compliance in accordance with the Uniform Guidance, but not for the purpose of expressing an opinion on the effectiveness of internal control over compliance. Accordingly, we do not express an opinion on the effectiveness of the University's internal control over compliance.

A deficiency in internal control over compliance exists when the design or operation of a control over compliance does not allow management or employees, in the normal course of performing their assigned functions, to prevent, or detect and correct, noncompliance with a type of compliance requirement of a federal program on a timely basis. A material weakness in internal control over compliance is a deficiency, or a combination of deficiencies, in internal control over compliance, such that there is a reasonable possibility that material noncompliance with a type of compliance requirement of a federal program will not be prevented, or detected and corrected, on a timely basis. A significant deficiency in internal control over compliance is a deficiency, or a combination of deficiencies, in internal control over compliance with a type of compliance requirement of a federal program that is less severe than a material weakness in internal control over compliance, yet important enough to merit attention by those charged with governance.

Our consideration of internal control over compliance was for the limited purpose described in the first paragraph of this section and was not designed to identify all deficiencies in internal control over compliance that might be material weaknesses or significant deficiencies, and therefore, material weaknesses or significant deficiencies may exist that have not been identified. We did not identify certain any deficiencies in internal control over compliance that we consider to be material weaknesses. However, we did identify certain deficiencies in internal control over compliance, described in the accompanying schedule of findings and questioned costs as items 2021-001 and 2021-002, that we consider to be significant deficiencies.

The University's responses to the internal control over compliance findings identified in our audit are described in the accompanying schedule of findings and questioned costs. The University is also responsible for preparing a corrective action plan to address each audit finding included in our auditors' report. The University's responses and corrective action plan were not subjected to the auditing procedures applied in the audit of compliance and, accordingly, we express no opinion on the responses or the corrective action plan.

The purpose of this report on internal control over compliance is solely to describe the scope of our testing of internal control over compliance and the results of that testing based on the requirements of the Uniform Guidance. Accordingly, this report is not suitable for any other purpose.



Report on Schedule of Expenditures of Federal Awards Required by the Uniform Guidance

We have audited the financial statements of the University and its aggregate discretely presented component units as of and for the year ended September 30, 2021, and the related notes to the financial statements, which collectively comprise the University's basic financial statements. We issued our report thereon dated November 15, 2021, which contained unmodified opinions on those financial statements. Our audit was conducted for the purpose of forming opinions on the financial statements that collectively comprise the basic financial statements. The accompanying schedule of expenditures of federal awards is presented for purposes of additional analysis as required by the Uniform Guidance and is not a required part of the basic financial statements. Such information is the responsibility of management and was derived from and relates directly to the underlying accounting and other records used to prepare the basic financial statements. The information has been subjected to the auditing procedures applied in the audit of the basic financial statements and certain additional procedures, including comparing and reconciling such information directly to the underlying accounting and other records used to prepare the basic financial statements or to the basic financial statements themselves, and other additional procedures in accordance with auditing standards generally accepted in the United States of America. In our opinion, the schedule of expenditures of federal awards is fairly stated in all material respects in relation to the basic financial statements as a whole.

KPMG LLP

Jackson, Mississippi
June 29, 2022

UNIVERSITY OF SOUTH ALABAMA
(A Component Unit of the State of Alabama)
Schedule of Findings and Questioned Costs
Year ended September 30, 2021

(1) Summary of Auditors' Results

- (a) Type of report issued on whether the financial statements were prepared in accordance with U.S. generally accepted accounting principles: **Unmodified**
- (b) Internal control deficiencies over financial reporting disclosed by the audit of the financial statements:
 - Material weaknesses: **No**
 - Significant deficiencies: **None reported**
- (c) Noncompliance material to the financial statements: **No**
- (d) Internal control deficiencies over major programs disclosed by the audit:
 - Material weaknesses: **No**
 - Significant deficiencies: **Yes findings 2021-001 and 2021-002**
- (e) Type of report issued on compliance for major programs: **Unmodified**
- (f) Audit findings that are required to be reported in accordance with 2 CFR 200.516(a): **Yes**
- (g) Major programs:
 - Student Financial Assistance Cluster – various CFDA numbers
 - COVID-19 – Coronavirus Relief Fund – CFDA #21.019
 - COVID-19 – Education Stabilization Fund – CFDA #84.425E, 84.425F, and 84.425M
 - COVID-19 – Claims Reimbursement to Health Care Providers and Facilities for Testing, Treatment, and Vaccine Administration for the Uninsured – CFDA #93.461
 - COVID-19 – Provider Relief Fund – CFDA #93.498
- (h) Dollar threshold used to distinguish between Type A and Type B programs: **\$3,000,000**
- (i) Auditee qualified as a low-risk auditee: **Yes**

(2) Findings Related to Financial Statements Reported in Accordance with *Government Auditing Standards*

None

(3) Findings and Questioned Costs relating to Federal Awards

Finding No: 2021-001 Special Tests and Provisions – Disbursement Notification

Federal Agency:

U.S. Department of Education

UNIVERSITY OF SOUTH ALABAMA
(A Component Unit of the State of Alabama)
Schedule of Findings and Questioned Costs
Year ended September 30, 2021

CFDA Number:

84.268

Program:

Federal Direct Student Loan Program

Award Year:

July 1, 2020 through June 30, 2021

(a) Criteria or Requirement

Under the Student Financial Aid Cluster, schools must notify students when federal funds are credited to the students' accounts in accordance with 34 CFR section 668.165. Following disbursement of Direct Loans, Federal Perkins Loans, and TEACH Grant program funds, schools must notify students or their parents, in writing, of the amount and type of funds that have been credited to the student's account. This notification must also state the student's ability to cancel all or a portion of these funds and the process to do so. Schools with an affirmative confirmation process must notify students within 30 days before 30 days after the funds are disbursed.

Per 2 CFR 200.303, the non-Federal entity must establish and maintain effective internal control over the Federal award that provides reasonable assurance that the non-Federal entity is managing the Federal award in compliance with Federal statutes, regulations, and the terms and conditions of the Federal award.

(b) Condition Found, Including Perspective

During our test work over the Student Financial Aid Cluster, we selected a sample of 60 students who had received financial aid funding during the fiscal year. Within our sample, we noted one instance in which a student was not notified of a Direct Loan being credited to his or her account for the fall 2020 semester.

(c) Possible Cause

The University has an automated process to generate notifications to students who receive Direct Student Loans. In this instance, the student's account did not reflect the Direct Loan disbursement at the time the automated process generated the notifications. The Direct Loan was added to the student's account the same day but after the notifications were generated. Lack of a control monitoring that all students with Direct Loan disbursements were sent notification emails through this automated process resulted in this student not being properly notified in accordance with federal regulations.

(d) Questioned Cost

None identified.

(e) Effect

Noncompliance resulted in the student not being notified that funding was credited to their account. Additionally, the student did not receive the information on their right to cancel all or part of this funding.

UNIVERSITY OF SOUTH ALABAMA
(A Component Unit of the State of Alabama)
Schedule of Findings and Questioned Costs
Year ended September 30, 2021

(f) Statistical Validity

The example was not intended to be, and was not, a statistically valid example.

(g) Repeat Finding in the Prior Year

Not a repeat finding.

(h) Recommendation

We recommend that the University implement a control to verify all students who received loan disbursements were actually sent the appropriate notification within the required timeframe. We also recommend that the existing automated control and process be strengthened to include all new disbursements made since the last time the system generated notification was run.

(i) View of Responsible Officials

Management concurs with the finding. The current process in place did exclude a notification email for one student that received loan disbursement and should have been notified.

The University, management and the Office of Financial Aid reviewed its controls over loan disbursement notification. The University added a management review control to ensure that timely notifications were sent to all students receiving loan disbursements. The University implemented a control whereby the documents this review on the disbursement listing.

Finding No: 2021-002 Reporting

Federal Agency:

U.S. Department of Education

CFDA Number:

84.063

Program:

Federal Pell Grant Program

Award Year:

July 1, 2020 through June 30, 2021

(a) Criteria or Requirement

Under the Student Financial Aid Cluster, institutions must submit origination records and disbursement records to the Common Origination and Disbursement (COD) System. These records include the student's enrollment date which should be verified and agreed to the institution's records.

Per 2 CFR 200.303, the non-Federal entity must establish and maintain effective internal control over the Federal award that provides reasonable assurance that the non-Federal entity is managing the Federal award in compliance with Federal statutes, regulations, and the terms and conditions of the Federal award.

UNIVERSITY OF SOUTH ALABAMA
(A Component Unit of the State of Alabama)
Schedule of Findings and Questioned Costs
Year ended September 30, 2021

(b) Condition Found, Including Perspective

During our test work over the Student Financial Aid cluster, we selected a sample of 40 students. Within our sample, we noted that the 30 students selected from the period July 1, 2020 through June 30, 2021 had the incorrect enrollment date on the COD report when compared to the institution's records.

(c) Possible Cause

The University failed to update the initial placeholder COD student enrollment date to the final student enrollment date noted in the University's records due to a change in staff during the year.

(d) Questioned Cost

None identified.

(e) Effect

Noncompliance did not result in improper funding or funding to the students being disbursed at the wrong time.

(f) Statistical Validity

The example was not intended to be, and was not, a statistically valid example.

(g) Repeat Finding in the Prior Year

Not a repeat finding.

(h) Recommendation

We recommend that the University implement controls to verify and ensure the student enrollment date reported to the COD is consistent with the University records.

(i) View of Responsible Officials

Management concurs with the finding. The current process did allow for reporting the incorrect enrollment date to the COD system.

The University, Management and the Office of Financial Aid reviewed its controls over enrollment date reporting to COD. The University added a two-person management review control to ensure that the term dates on the University academic calendar match the financial aid system dates that are utilized in entering this information to COD.